iGuzzini

1.154.510.17
IS05968/22

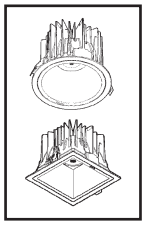

THE REFLEX EASY LED

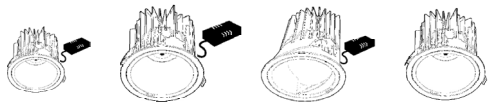

S	L	WW	TW
small	large	wall washer	twistable
⌀125	⌀212	small / large	large
		⌀ 125 / 212	⌀212

IT ***ATTENZIONE:***
LA SICUREZZA DELL'APPARECCHIO E' GARANTITA SOLO CON L'USO APPROPRIATO DELLE SEGUENTI ISTRUZIONI; PERTANTO E' NECESSARIO CONSERVARLE.

EN ***WARNING:***
THE SAFETY OF THIS FIXTURE IS GUARANTEED ONLY IF YOU COMPLY WITH THESE INSTRUCTIONS; REMEMBER TO CONSERVE IN A SAFE PLACE.

FR ***ATTENTION:***
LA SECUTIE DE L'APPAREIL N'EST GARANTIE QU'EN CAS D'UTILISATION CORRECTE DES INSTRUCTIONS SUIVANTES; IL FAUT PAR CONSEQUENT LES CONSERVER.

DE ***ACHTUNG:***
DIE SICHERHEIT DES GERÄTES WIRD NUR DURCH SACHGEMÄSSE BEFOLGUNG NACHSTEHENDER ANWEISUNGEN GEWÄHRLEISTET; IHRE AUFBEWAHRUNG IST DESHALB SEHR WICHTIG.

NL ***OPGELET:***
DE VEILIGHEID VAN DI ATOESTEL IS SLECHTS DAN GEGARANDEERD ALS INDIEN DE VOLGENDE INSTRUCTIES STRIKT WORDEN TOEGEPAST: DAAROM MOET MEN ZE OOK BEWAREN.

ES ***ATENCION:***
LA SEGURIDAD DEL APARATO SE GARANTIZA SOLO CUMPLIENDO CUIDADOSAMENTE LAS SIGUIENTES INSTRUCCIONES; POR ELLO, ES NECESARIO CONSERVARLAS.

DA ***BEMÆRK:***
SIKKERHEDEN VED BRUG AF ARMATURET KAN KUN GARANTERES, HVIS DISSE ANVISNINGER FØLGES; SØRG DERFOR FOR AT GEMME DEM.

NO ***ADVARSEL:***
SIKKERHETEN TIL DETTE APPARATET GARANTERES KUN HVIS DU OVERHOLDER DISSE INSTRUKSJONENE; HUSK Å OPPBEVARE DEM PÅ ET TRYGT STED.

SV ***OBSERVERA!***
UTRUSTNINGENS SÄKERHET KAN ENDAST GARANTERAS OM DESSA ANVISNINGAR RESPEKTERAS I DETALJ. SPARA DÄRFÖR DESSA ANVISNINGAR FÖR FRAMTIDA KONSULTATION.

RU ВНИМАНИЕ:
МЫ ГАРАНТИРУЕМ БЕЗОПАСНУЮ ЭКСПЛУАТАЦИЮ ИЗДЕЛИЯ ТОЛЬКО ПРИ СОБЛЮДЕНИИ СЛЕДУЮЩИХ ИНСТРУКЦИЙ; С ЭТОЙ ЦЕЛЬЮ НЕОБХОДИМО СОХРАНИТЬ ДАННУЮ БРОШЮРУ.

ZH 警告
为确保该装置安全，请遵守操作指示；并于安全场所放置。



N.B.: DURANTE L'INSTALLAZIONE DEL SISTEMA RISPETTARE SCRUPOLOSAMENTE LE NORME IMPIANTISTICHE NAZIONALI VIGENTI.

N.B.: WHEN INSTALLING THE SYSTEM, MAKE SURE ALL CURRENT NATIONAL REGULATIONS RELATING TO INSTALLATION ARE OBSERVED.

N.B.: LORS DE L'INSTALLATION DU SYSTÈME VEUILLEZ RESPECTER RIGOUREUSEMENT LES NORMES EN VIGUEUR EN LA MATIÈRE DANS LE PAYS.

N.B.: BEACHTEN SIE BEI DER INSTALLATION DES SYSTEMS UNBEDINGT DIE IM LAND GELTENDEN ANLAGETECHNISCHEN VORSCHRIFTEN.

N.B.: BIJ HET INSTALLEREN VAN HET SYSTEEM MOET U DE GELDENDE NATIONALE INSTALLATIENORMEN STRIKT NALEVEN.

NOTA: DURANTE LA INSTALACIÓN DEL SISTEMA RESPETAR ESCRUPULOSAMENTE LAS NORMAS NACIONALES DE INSTALACIÓN EN VIGOR.

N.B.: UNDER INSTALLATION AF SYSTEMET SKAL MAN NØJE OVERHOLDE DE GÆLDENDE REGLER FOR DISSE ANLÆG.

N.B.: UNDER INSTALLASJON AV SYSTEMET MÅ DE NASJONALE ANLEGGSFORSKRIFTENE OVERHOLDES NØYE.

OBS! UNDER INSTALLATIONEN AV SYSTEMET SKA GÄLLANDE NATIONELLA INSTALLATIONSFÖRESKRIFTER RESPEKTERAS I DETALJ.

ПРИМЕЧАНИЕ: В ПРОЦЕССЕ МОНТАЖА СИСТЕМЫ СТРОГО СОБЛЮДАЙТЕ НАЦИОНАЛЬНЫЕ ДЕЙСТВУЮЩИЕ НОРМАТИВЫ ПО ЭЛЕКТРОПРОВОДКЕ.

注意：安装 系统时请务必遵守系统标准。



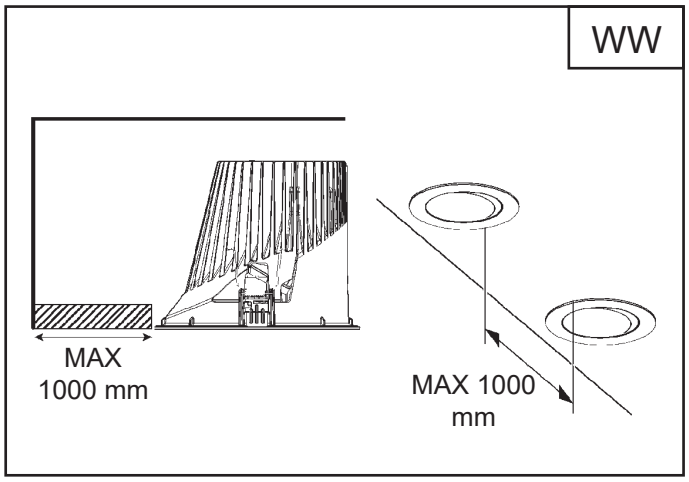



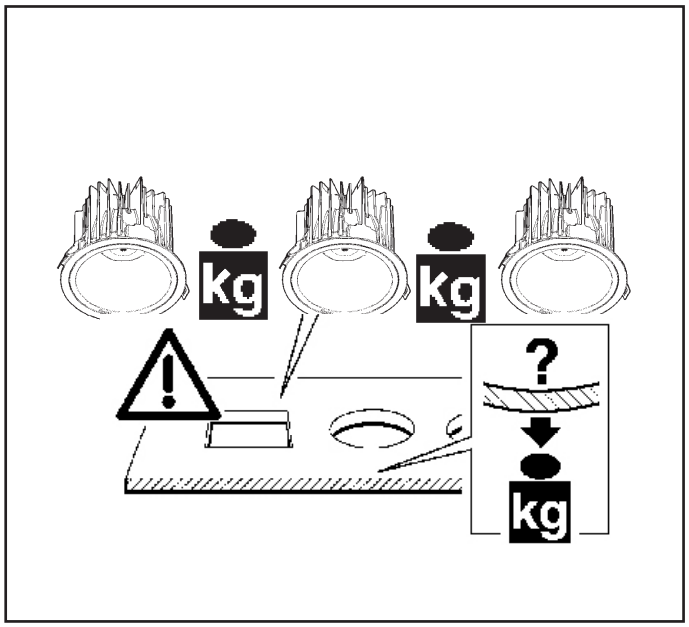



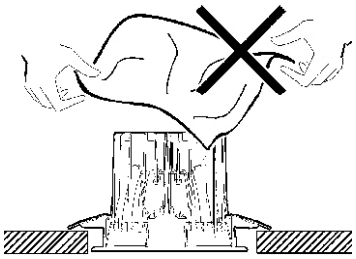

IT N.B.: Apparecchi non idonei ad essere coperti di materiale termicamente isolante.

EN N.B.: Fixtures not suitable to be covered in thermally-insulating material.

FR N.B.: Appareils ne pouvant pas être couverts de matériau d'isolation thermique.

DE N.B.: Geräte nicht geeignet, um mit wärmeisolierendem Material abgedeckt zu werden.

NL N.B.: Deze apparaten zijn niet geschikt om te worden bedekt met thermisch isolerend materiaal.

ES NOTA: Aparatos no aptos para ser cubiertos de material térmicamente aislante.

DA N.B.: Armarturerne må ikke dækkes af varmeisolerende materiale.

NO N.B.: Apparatene passer ikke til å dekkes av termoisolerende materialer.

SV OBS! Utrustningen får inte täckas över med värmeisolerande material.

RU Приборы, непригодные для покрытия термоизоляционным материалом.

ZH 灯具不适宜用隔热材料加以覆盖。

S

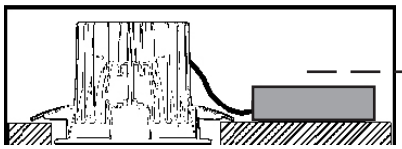

IP20

IP54

L

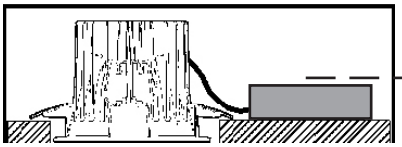

IP20

IP23

L

art. MC04 - MC17 - MC18 - MC60

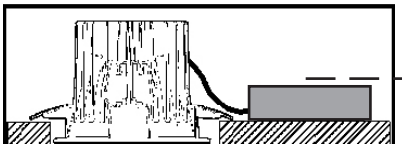

IP20

IP54

WW

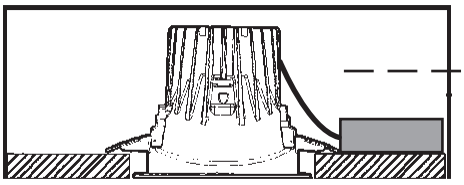

IP20

IP43

TW

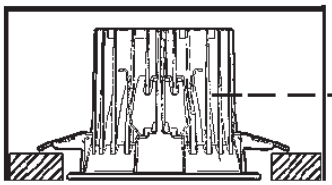

IP20

IP23

TW

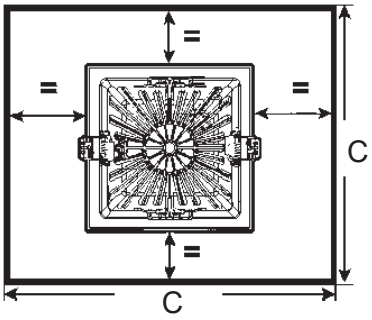

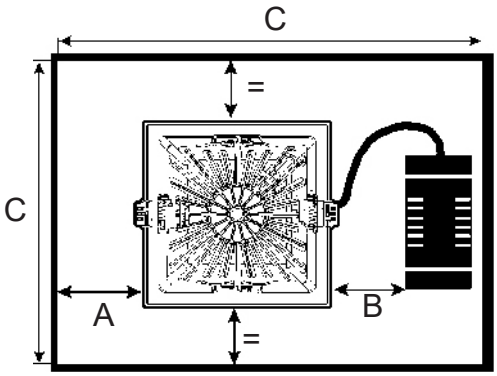

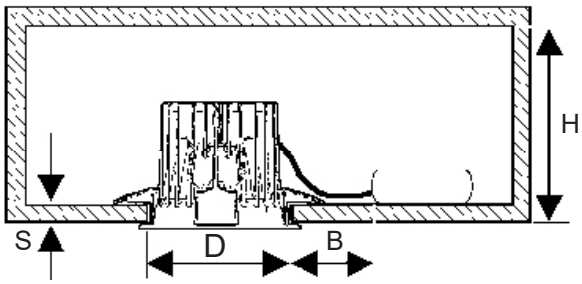

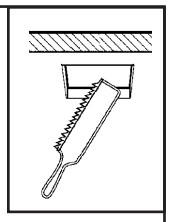

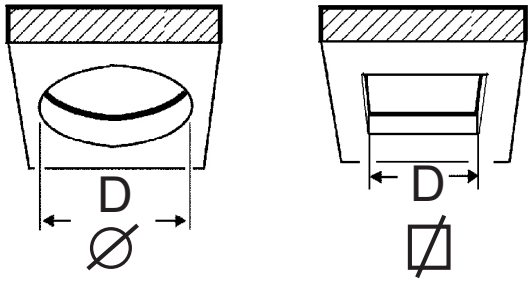

ART.	D mm (+2 -0)	S mm	H mm	A mm	B mm	C mm
MB42 - MB43 - MB44	⌀ 125	1 ÷ 20	108	50	80	350
MB45 - MU16 - MU17						
MU18 - MU19 - MU20						
MB47 - MB48 - MB49 - MB50 - MU21			121			
MU22 - MU23 - MU24						
MU25			150			
MC00 - MC01 - MC02 - MC03 - MU26	⌀ 125		108			
MU27 - MU28 - MU29 - MU30						
MB82 - MB83	⌀ 212	1 ÷ 25	150		100	500
MB84 - MB85					150	600
MB86 - MB87					100	500
MB88 - MB89					150	600
MB92 - MB93					100	500
MB94 - MB95					150	600
MB96 - MB97					100	500
MB98 - MB99					150	600
MC27 - MC28	⌀ 212				100	500
MC29 - MC30					150	600
MC31 - MC32					100	500
MC33 - MC34					150	600
MB52 - MB53 - MC39	⌀ 212		100		100	500
MB54 - MB55 - MC40					150	600
MB56 - MB57					100	500
MB58 - MB59					150	600
MB62 - MB63			150		-	600
MB66 - MB67			100		100	500
MB68 - MB69					150	600
MB70 - MB71					100	500
MB72 - MB73					150	600
MB74 - MB75					100	500
MB76 - MB77					150	600
MB78 - MB79					100	500
MB80 - MB81					150	600
MC05 - MC06 - MC47	⌀ 212				100	500
MC07 - MC08 - MC48					150	600
MC09 - MC10					100	500
MC11 - MC12					150	600
MC15 - MC16			150		-	600
MC19 - MC20			100		100	500
MC21 - MC22					150	600
MC23 - MC24					100	500
MC25 - MC26					150	600
MC04 - MC17 - MC18 - MC60	⌀ 212		180		150	600
MC43					100	500
MC44					150	600

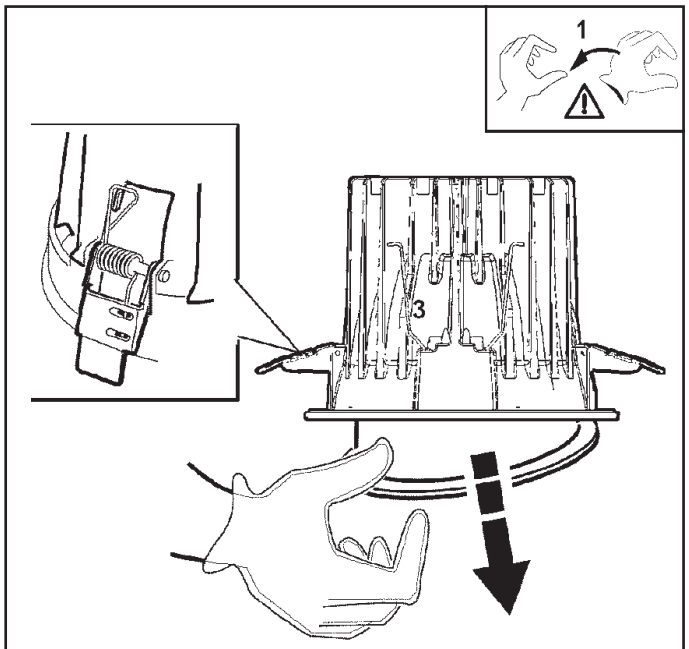

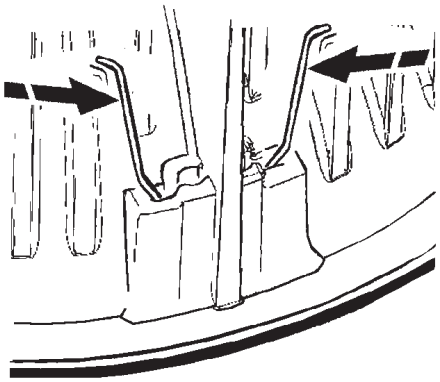

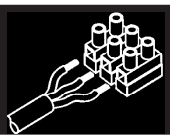

S / L / WW

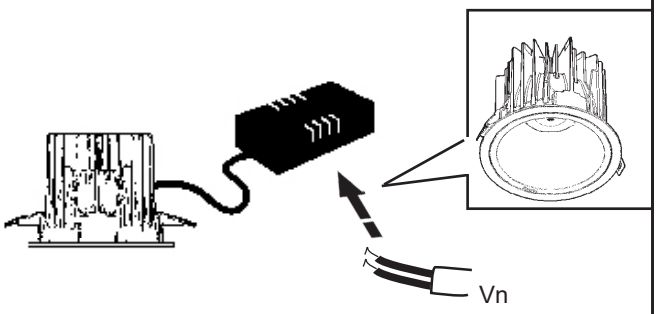

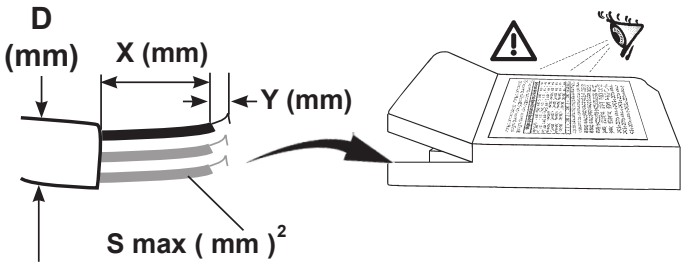



IT Per il collegamento elettrico fare riferimento alla marcatura dell'alimentatore.

EN Refer to the marking on the power unit for the electrical connection.

FR Pour le raccordement électrique se reporter au marquage du ballast.

DE Den Anschluss an das Stromnetz gemäß Kennzeichnung auf dem Vorschaltgerät ausführen.

NL Voor de elektrische aansluiting wordt verwezen naar de markering op de stroomvoorziening.

ES Para la conexión eléctrica hacer referencia a las informaciones marcadas en el alimentador.

DA For elektrisk tilslutning, se strømforsyningens mærkning.

NO For elektrisk tilkobling, se merking på strømforsyningsenheten.

SV För elanslutningen se till märkningen på nätdelen.

RU Для электрического подключения смотреть маркировку на блоке питания.

ZH 连接电线时请参照供电装置上的标记。

	S mm²	Y mm	X mm	D mm
TRIDONIC	0,5 - 1,5	8,5 - 9,5	~ 40	/
OSRAM OT Fit		9 ± 0,5	~ 30	
OSRAM OT i DALI		8 - 9		7 - 11
PHILIPS Xitanium LH		9 ± 0,5	~ 25	/
PHILIPS Xitanium SH	0,75 - 2,5	10 - 11	~ 40	
PHILIPS Xitanium .... / m	0,2 - 1,5	8,5 - 9,5	~ 25	
CREE	0,75 - 2,5	10 - 11	~ 40	
(*) TCI DC MAXI JOLLY	0,5 - 2,5	6 ± 0,5	~ 30	3 - 8

IT Pilotare diversi prodotti DALI tramite pulsante (es: Touch-dim, Switch-dim, Push-dim, Direct-dim, etc.) potrebbe causare dei problemi di sincronizzazione tra gli stessi. È possibile ovviare a questo problema dotandosi di dispositivi aggiuntivi. Per maggiori informazioni vi invitiamo a contattarci direttamente.

EN Controlling different DALI products through buttons (e.g.: Touch-dim, Switch-dim, Push-dim, Direct-dim, etc.) may lead to product synchronisation problems. This problem can be overcome by using additional devices. For further information, please contact us directly.

FR Piloter plusieurs produits DALI par bouton (ex : Touch-dim, Switch-dim, Push-dim, Direct-dim, etc.) pourrait causer des problèmes de synchronisation entre eux. Ce problème peut être évité en s'équipant de dispositifs supplémentaires. Pour de plus amples renseignements, veuillez nous contacter directement.

DE Die Steuerung verschiedener DALI-Produkte mittels Taste (z.B.: Touch-dim, Switch-dim, Push-dim, Direct-dim etc.) kann eventuell zu Synchronisierungsproblemen zwischen diesen führen. Dieses Problem lässt sich durch den Einsatz von zusätzlichen Geräten beheben. Wenn Sie weitere Informationen wünschen, setzen Sie sich bitte direkt mit uns in Verbindung.

NL Het besturen van verschillende DALI producten m.b.v. dezelfde knop (bv.: Touch-dim, Switch-dim, Push-dim, Direct-dim, etc.) kan synchronisatieproblemen tussen de producten opleveren. Men kan dit probleem voorkomen door extra systemen aan te sluiten. Voor verdere informatie raden we u aan direct contact met ons op te nemen.

ES El mando de varios productos DALI por tecla (ej: Touch-dim, Switch-dim, Push-dim, Direct-dim, etc.) podría causar problemas de sincronización entre ellos. Es posible prevenir este problema utilizando dispositivos adicionales. Para más información, contacte directamente con nosotros.

DA Hvis DALI-produkterne styres ved hjælp af knapperne (fx. Touch-dim, Switch-dim, Push-dim, Direct-dim osv.), kan det skabe problemer med synkronisering af samme. Dette problem kan undgås, hvis man køber ekstra enheder. For yderligere oplysninger, kontakt os direkte.

NO Å styre ulike DALI-produkter ved hjelp av en trykknappbryter (f.eks. touch-dim, switch-dim, push-dim, direct-dim, osv.) vil kunne føre til problemer med synkroniseringen mellom dem. Dette problemet kan løses ved hjelp av noen tilleggsinnretninger. Ta gjerne kontakt med oss for mer informasjon om dette.

SV Styrning av olika DALI-produkter med knapp (t.ex.: Touch-dim, Switch-dim, Push-dim, Direct-dim o.s.v.) kan orsaka synkroniseringsproblem mellan dessa. Detta problem kan åtgärdas med tilläggsanordningar. För mer information kan du kontakta oss direkt.

RU Управление различными продуктами DALI с помощью кнопки (напр.: Touch-dim, Switch-dim, Push-dim, Direct-dim и пр.) может вызвать проблемы синхронизации между ними. Эту проблему можно устранить путем задействования дополнительных устройств. За получением более подробной информации просим Вас связаться с нами непосредственно.

ZH 通过按钮控制不同的 DALI 产品（例如：触摸调光、切换调光、按压调光、直接调光等）可能会导致产品的同步问题。该问题可通过使用其他额外的装置加以克服。如需了解更多信息，请直接与我们联系。

TW

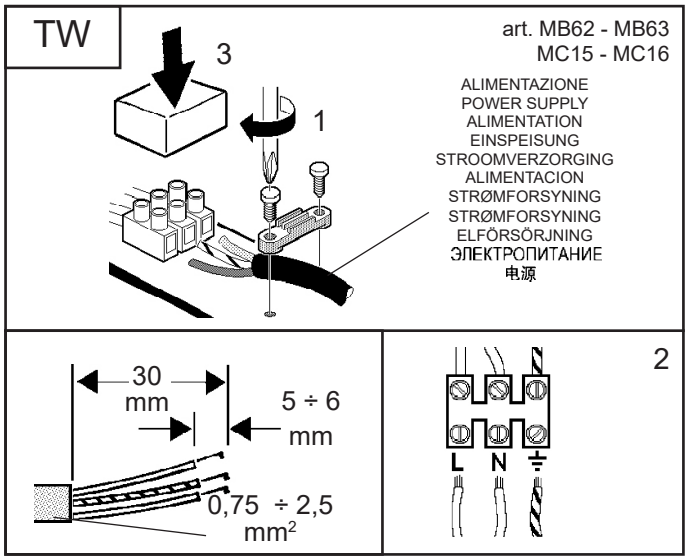

DALI

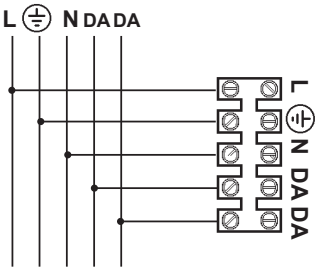

SWITCH DIM / TOUCH DIM

TRIDONIC - SWITCH DIM
OSRAM - TOUCH DIM
PHILIPS - TOUCH DIM

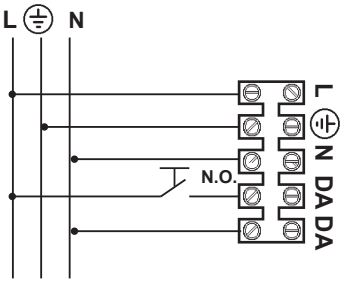

IT I dispositivi con cablaggio digitale possono essere dimmerati con dispositivi DALI o con pulsante normalmente aperto (N.O.) da collegare come da schema.

EN Devices with digital control gear may be dimmed using DALI devices or a normally-open button (N.O.) to be connected as shown in the diagram.

FR Les articles à câblage numérique peuvent fonctionner avec des variateurs à dispositifs DALI ou à bouton poussoir normalement ouvert (N.O.) à relier conformément au schéma.

DE Die Geräte mit digitaler Verkabelung können mit Hilfe von DALI-Vorrichtungen oder mit Hilfe eines gemäß Schaltplan anzuschließenden Schließers (N.O.) gedimmt werden.

NL De producten met digitale bekabeling kunnen worden gedimd met DALI systemen of met een N.O. (normally open) knop, die moet worden aangesloten volgens schema.

ES Los dispositivos con cableado digital pueden regularse con dispositivos DALI o con un interruptor de botón normalmente abierto (N.O.) que se conecta según ilustrado en el esquema.

DA Produkter med digital kabelføring kan dæmpes med DALI-anordninger eller med kontakten, som normalt er åben (N.O.) og som skal tilsluttes, som vist.

NO Produkter med digitalkabler kan dimmes med DALI-anordninger eller med en normalt åpen (NO) trykkbryter som kobles som vist i koblingsskjema.

SV Produkter med digital kabeldragning kan förses med dimmer. Detta kan göras med DALI-anordningarna eller med en normalt öppen kontakt (N.O.) som ska anslutas enligt schemat.

RU Интенсивность приборов с цифровой проводкой может регулироваться посредством устройств DALI или нормально разомкнутой кнопкой (Н.Р.), подсоединяемой согласно схеме.

ZH 带有数字控制装置的设备可以通过 DALI（数字化可寻址调光接口）设备或者一个连接方式如图中所示的常开按钮 (N.O.) 进行亮度调节

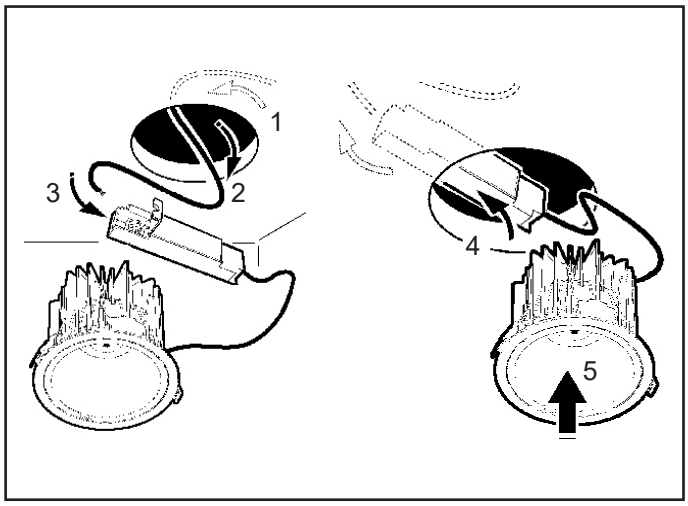
1
2
3
4
5

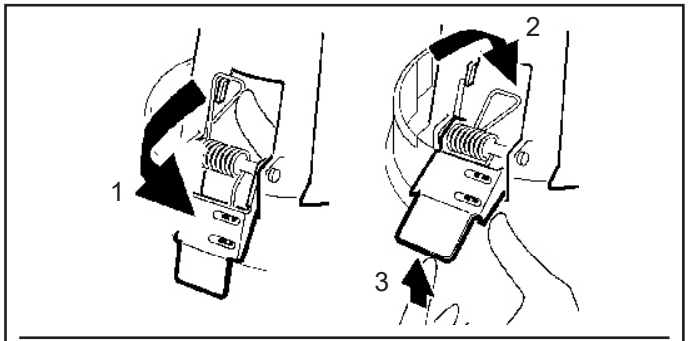
1
2
3

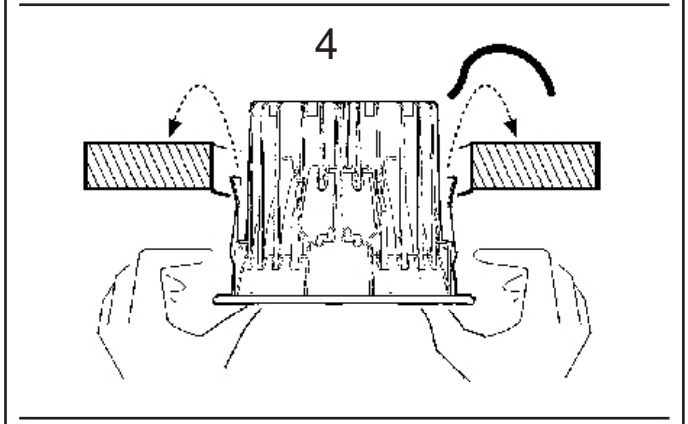
4

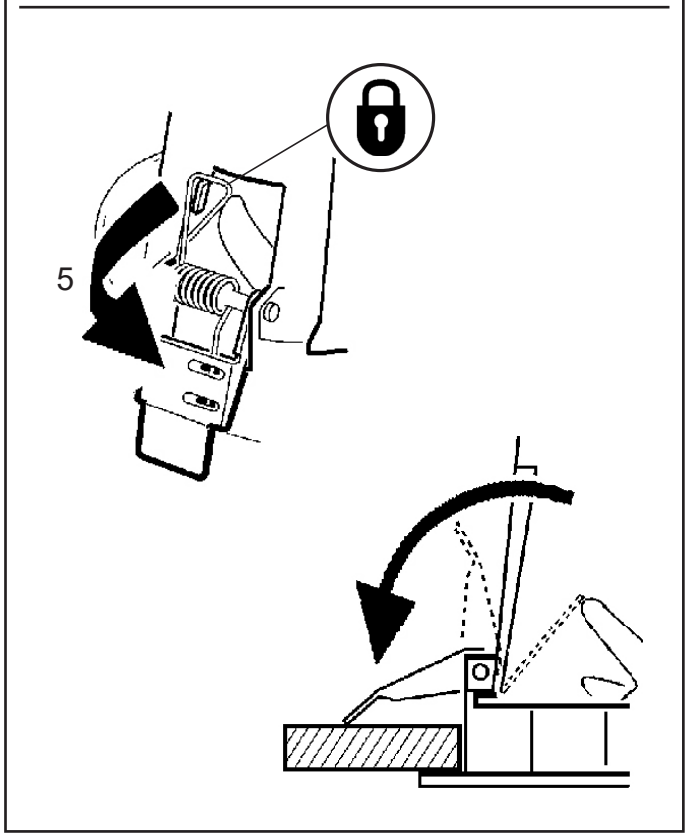
5

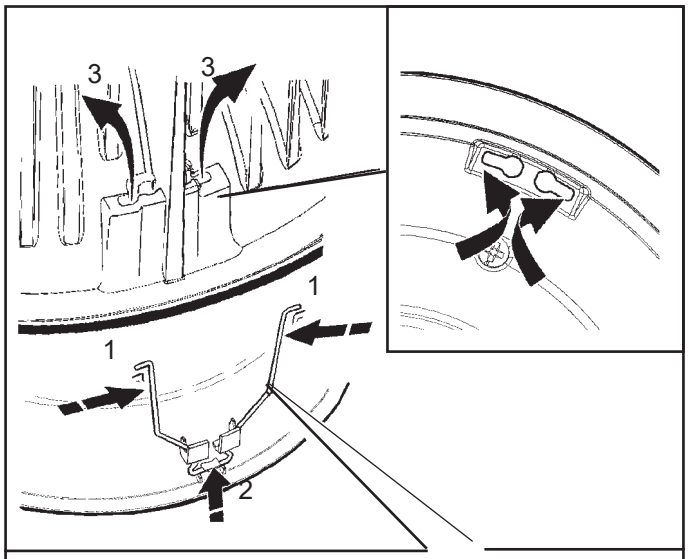
3
3
1
1
2

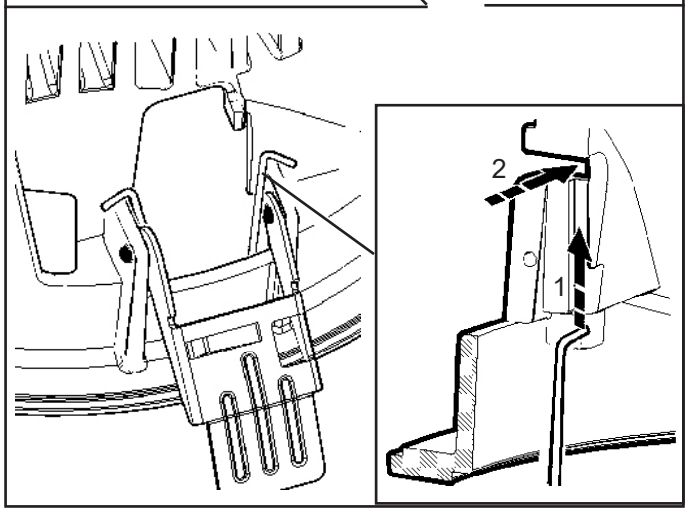
2
1

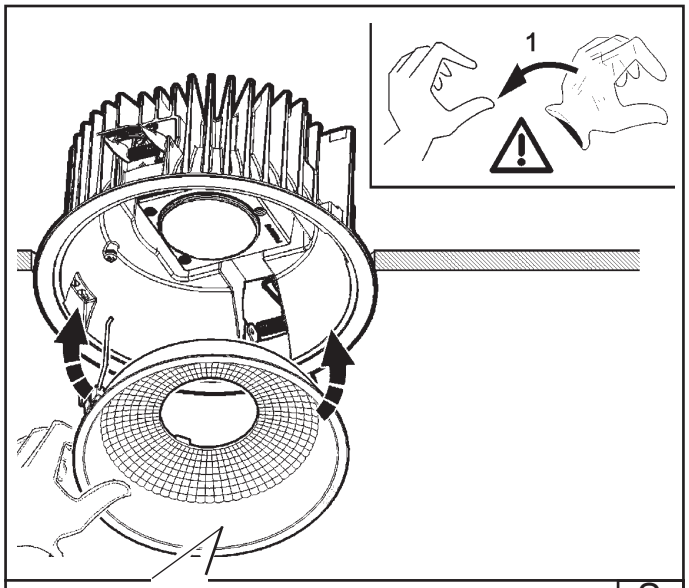
1

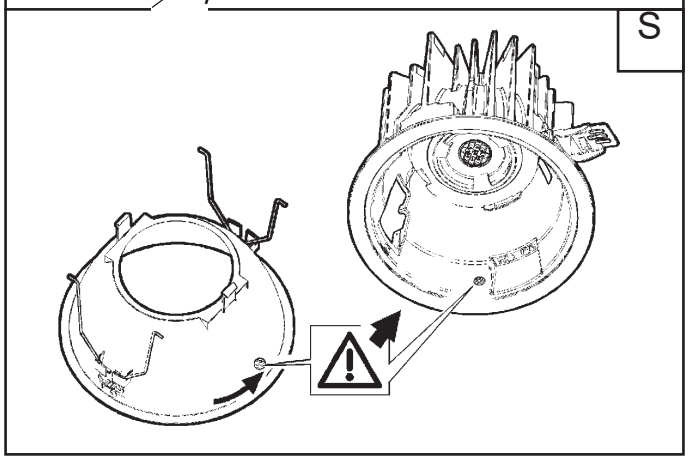
S

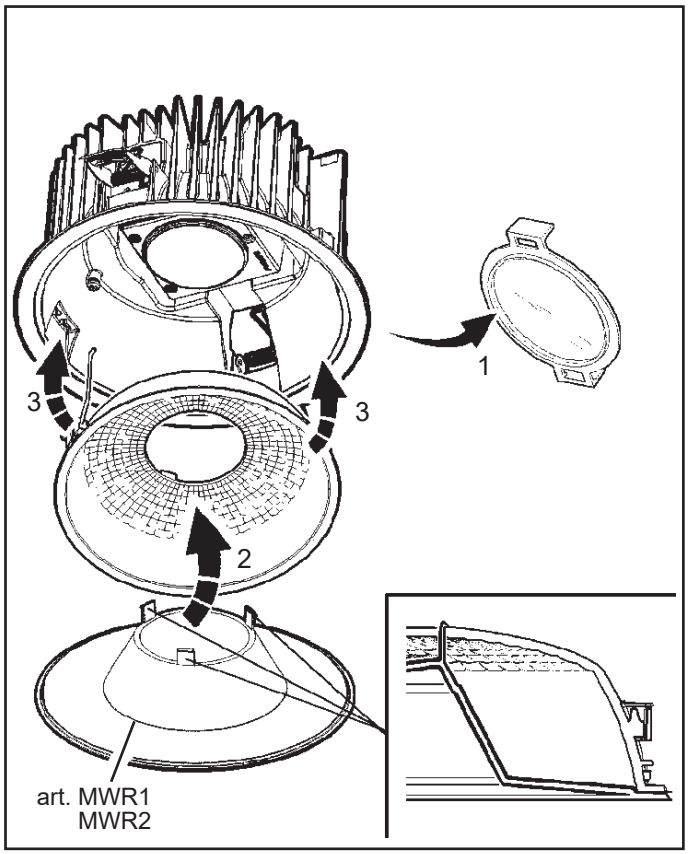

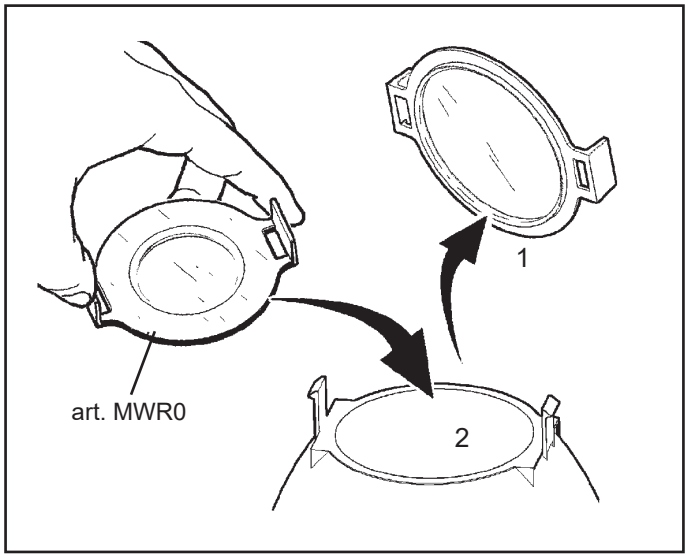

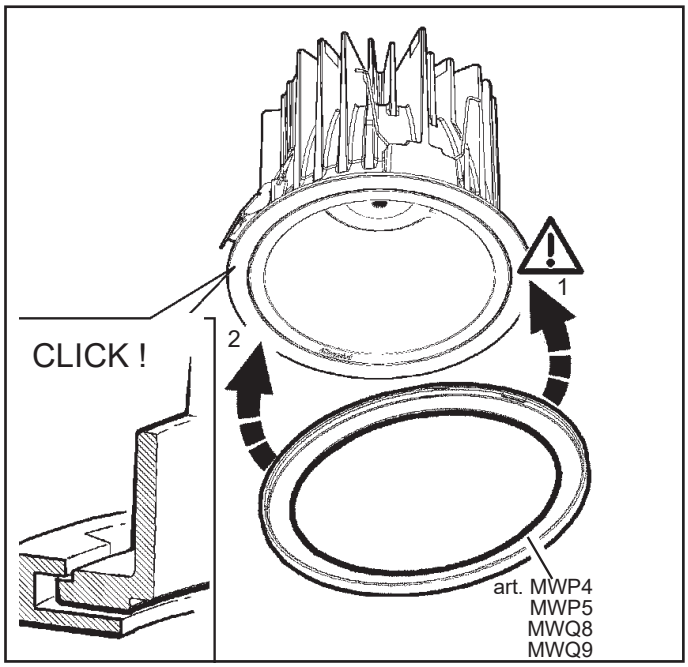

ART.	MWR0	MWR1	MWR2	
MB42 ->MB50	/	/	/	MWP4
MB52 ->MB59	●	●	●	MWP5
MB62 -> MB63	●	●	●	MWP5
MB66 -> MB91	●	/	/	MWP5
MB92 -> MB99	/	/	/	MWP5
MC00 -> MC03	/	/	/	MWQ8
MC05 -> MC12	●	/	/	MWQ9
MC19 -> MC36	●	/	/	MWQ9
MC15 - MC16	●	/	/	MWQ9
MC39 - MC40	●	●	●	MWP5
MC43 - MC44	/	/	/	MWP5
MC47 - MC48	●	/	/	MWQ9
MC04 - MC17 MC18 - MC60	/	/	/	MWP5
MU16 -> MU25	/	/	/	MWP4
MU26 -> MU30	/	/	/	MWQ8

IT N.B.: Per la sostituzione del LED contattare l'azienda iGuzzini.
EN N.B.: For information on LED replacement please contact iGuzzini.
FR N.B.: Pour procéder au remplacement de la LED, adressez-vous à la société iGuzzini.
DE Ñ.B.: Bezüglich des Austausches der LED kontaktieren Sie bitte die Firma iGuzzini.
NL N.B.: Voor het vervangen van de LED neemt u contact op met het bedrijf iGuzzini.
ES NOTA: Para sustituir el LED llame a la empresa iGuzzini.
DA N.B.: For udskiftning af lysdioden, skal man kontakte iGuzzini.
NO N.B.: For informasjon om skifte av LED, vennligst ta kontakt med iGuzzini.
SV OBS! För byte av lysdioden, kontakta företaget iGuzzini.
RU ПРИМЕЧАНИЕ: Для замены СИДов обращайтесь в компанию iGuzzini.
ZH 注意：如需LED更换的信息，请联系iGuzzini。

ART.	CARICO DALI / DALI LOAD CHARGE DALI (COURANT MAXI ADMISSIBLE) DALI-LAST DALI VERMOGEN CARGA DALI DALI STRØMSTYRKE BELASTNING FOR "DALI" DALI-BELASTNING МАКС. ТОК СИСТЕМЫ DALI С РЕГУЛЯЦИЕЙ ИНТЕНСИВНОСТИ СВЕТА DALI 智能调光系统允许的最大电流量	INDIRIZZI DALI DALI ADDRESSES ADRESSES DALI DALI-ADRESSEN DALI ADRESSEN DIRECCIONES DALI DALI ADRESSER ADRESSER TIL "DALI" DALI-ADRESSER ЛОГИЧЕСКИЕ АДРЕСА СИСТЕМЫ DALI DALI智能调光系统计算机指定控制参数
	1	1

Headquarters iGuzzini illuminazione spa
via Mariano Guzzini, 37 - 62019 Recanati Italy

iGuzzini

2.509.265.08
IS06935/08

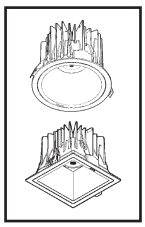

THE REFLEX EASY LED

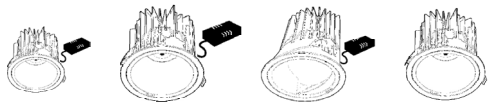

S	L	WW	TW
small	large	wall washer	twistable
⌀125	⌀212	small / large	large
		⌀ 125 / 212	⌀212

تحذير :
لا يمكن ضمان سلامة هذا الجهاز إلا إذا التزمت بهذه التعليمات، يجب حفظها في مكان أمن.

ATTENZIONE:
LA SICUREZZA DELL'APPARECCHIO E' GARANTITA SOLO CON L'USO APPROPRIATO DELLE SEGUENTI ISTRUZIONI; PERTANTO E' NECESSARIO CONSERVARLE.

WARNING:
THE SAFETY OF THIS FIXTURE IS GUARANTEED ONLY IF YOU COMPLY WITH THESE INSTRUCTIONS; REMEMBER TO CONSERVE IN A SAFE PLACE.

ATENCION:
LA SEGURIDAD DEL APARATO SE GARANTIZA SOLO CUMPLIENDO CUIDADOSAMENTE LAS SIGUIENTES INSTRUCCIONES; POR ELLO, ES NECESARIO CONSERVARLAS.



ملاحظة: ملاحظة: أثناء تركيب نظام . يجب التقيد بحرص بالنظم السائدة المتعلقة بالشبكة الكهربائية.

N.B.: DURANTE L'INSTALLAZIONE DEL SISTEMA RISPETTARE SCRUPOLOSAMENTE LE NORME IMPIANTISTICHE VIGENTI.

N.B.: WHEN INSTALLING THE SYSTEM STRICTLY COMPLY WITH ALL REGULATIONS ON INSTALLATION IN FORCE.

N.B.: DURANTE LA INSTALACIÓN DEL SISTEMA RESPETAR ESCRUPULOSAMENTE LAS NORMAS DE INSTALACIÓN VIGENTES.



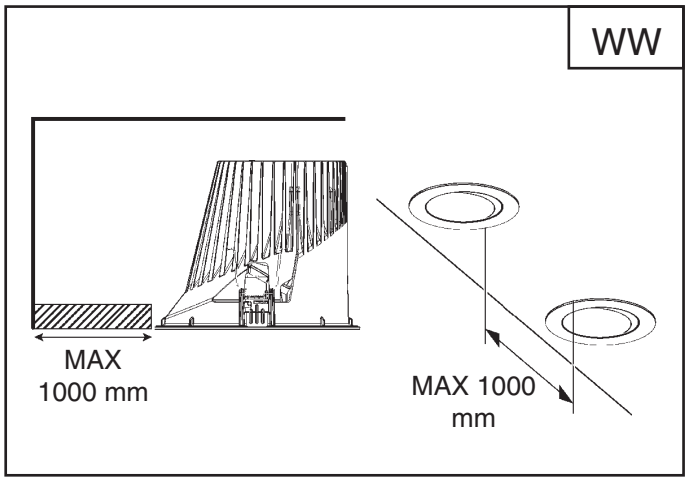



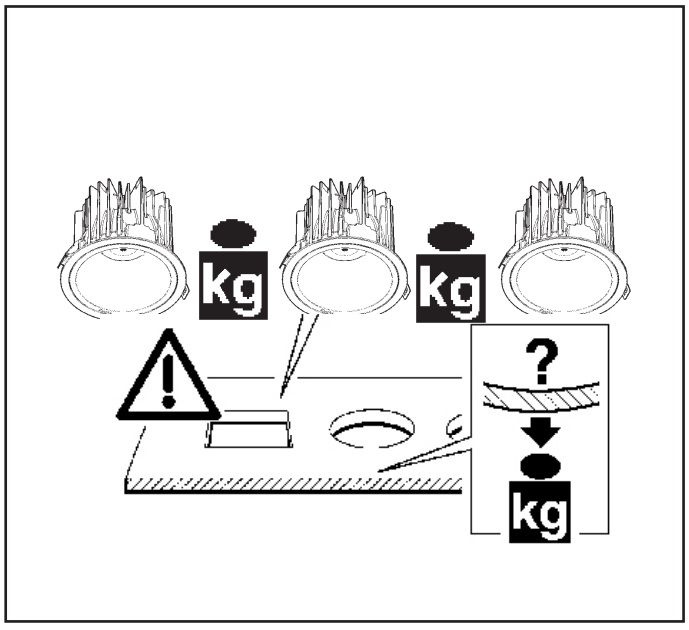

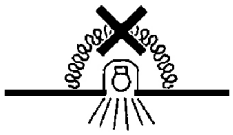

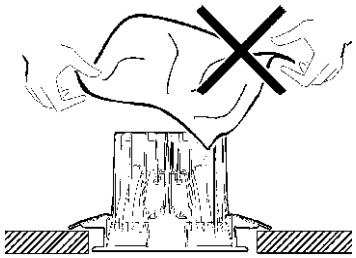

عر **ملاحظة:** أجهزة غير قابلة للتغطية مواد عازلة حرارياً.

I N.B.: Apparecchi non idonei ad essere coperti di materiale termicamente isolante

GB N.B.: Fixtures not suitable to be covered in thermally-insulating material.

E OBS! Utrustningen får inte täckas över med värmeisolerande material

S

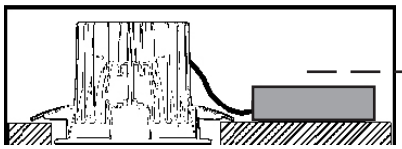

IP20

IP54

L

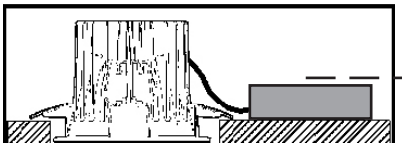

IP20

IP23

L

art. MC04 - MC17 - MC18 - MC60

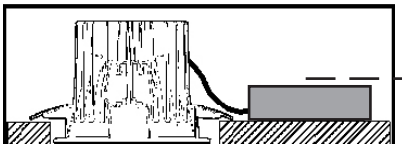

IP20

IP54

WW

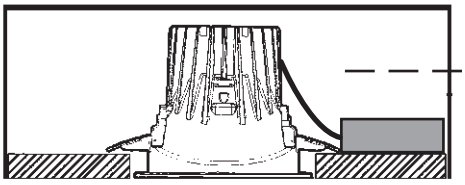

IP20

IP43

TW

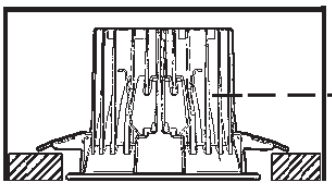

IP20

IP23

TW

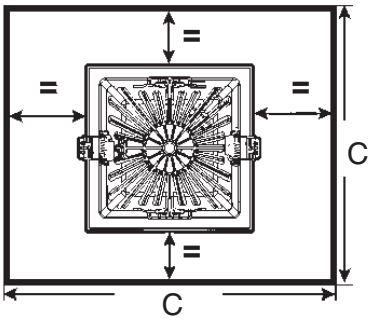

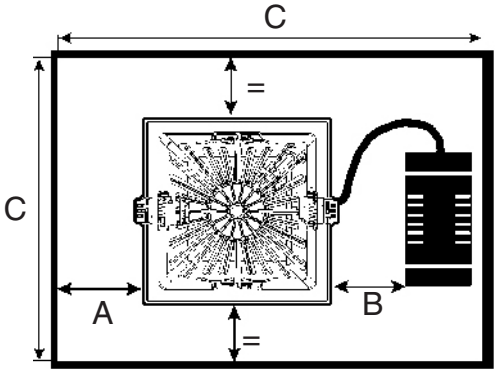

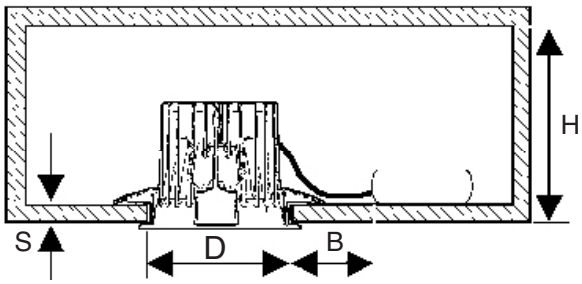

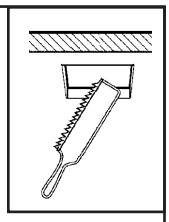

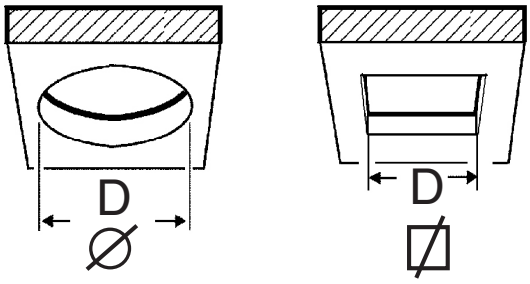

ART.	D mm (+2 -0)	S mm	H mm	A mm	B mm	C mm
MB42 - MB43 - MB44	⌀ 125	1 ÷ 20	108	50	80	350
MB45 - MU16 - MU17						
MU18 - MU19 - MU20						
MB47 - MB48 - MB49 - MB50 - MU21			121			
MU22 - MU23 - MU24						
MU25			150			
MC00 - MC01 - MC02 - MC03 - MU26	⌀ 125		108			
MU27 - MU28 - MU29 - MU30						
MB82 - MB83	⌀ 212	1 ÷ 25	150		100	500
MB84 - MB85					150	600
MB86 - MB87					100	500
MB88 - MB89					150	600
MB92 - MB93					100	500
MB94 - MB95					150	600
MB96 - MB97					100	500
MB98 - MB99					150	600
MC27 - MC28	⌀ 212				100	500
MC29 - MC30					150	600
MC31 - MC32					100	500
MC33 - MC34					150	600
MB52 - MB53 - MC39	⌀ 212		100		100	500
MB54 - MB55 - MC40					150	600
MB56 - MB57					100	500
MB58 - MB59					150	600
MB62 - MB63			150		-	600
MB66 - MB67			100		100	500
MB68 - MB69					150	600
MB70 - MB71					100	500
MB72 - MB73					150	600
MB74 - MB75					100	500
MB76 - MB77					150	600
MB78 - MB79					100	500
MB80 - MB81					150	600
MC05 - MC06 - MC47	⌀ 212				100	500
MC07 - MC08 - MC48					150	600
MC09 - MC10					100	500
MC11 - MC12					150	600
MC15 - MC16			150		-	600
MC19 - MC20			100		100	500
MC21 - MC22					150	600
MC23 - MC24					100	500
MC25 - MC26					150	600
MC04 - MC17 - MC18 - MC60	⌀ 212		180		150	600
MC43					100	500
MC44					150	600

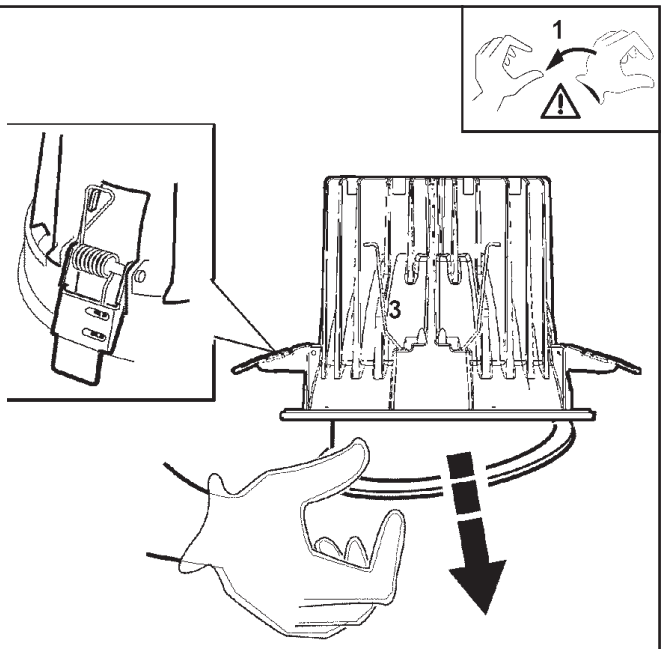

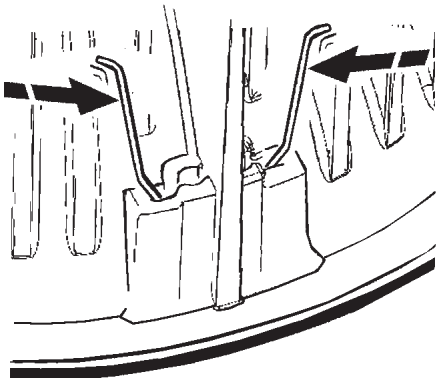

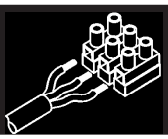

S / L / WW

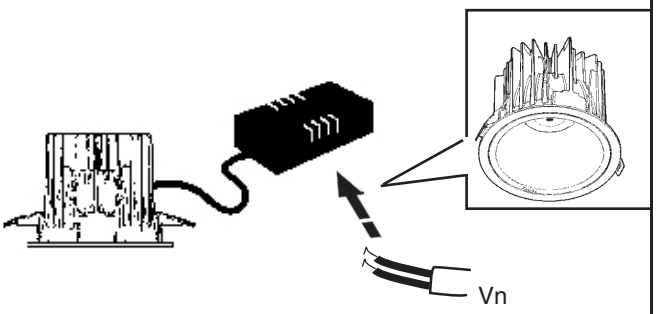

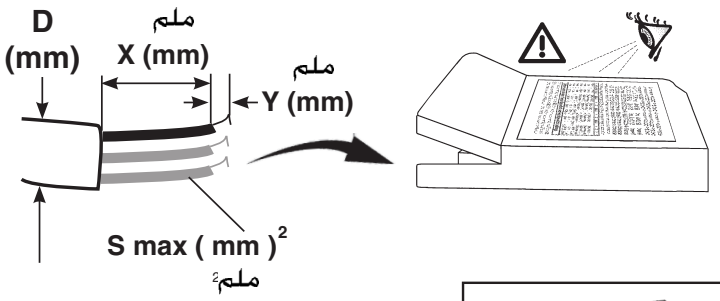



	S mm² ملم²	Y mm ملم	X mm ملم	D mm ملم
TRIDONIC	0,5 - 1,5	8,5 - 9,5	~ 40	/
OSRAM OT Fit		9 ± 0,5	~ 30	
OSRAM OT i DALI		8 - 9		7 - 11
PHILIPS Xitanium LH		9 ± 0,5	~ 25	/
PHILIPS Xitanium SH	0,75 - 2,5	10 - 11	~ 40	
PHILIPS Xitanium .... / m	0,2 - 1,5	8,5 - 9,5	~ 25	
CREE	0,75 - 2,5	10 - 11	~ 40	
(*) TCI DC MAXI JOLLY	0,5 - 2,5	6 ± 0,5	~ 30	3 - 8

للتوصيل بالكهرباء قم بالرجوع إلى العلامة المتواجدة على وحدة التغذية.

I Per il collegamento elettrico fare riferimento alla marcatura dell'alimentatore.

GB Refer to the marking on the power unit for the electrical connection.

E Para la conexión eléctrica hacer referencia a las informaciones marcadas en el alimentador.

يمكن أن يتسبب التحكم في منتجات "دالي" المختلفة عن طريق الأزرار ، (مثل الأزرار : "تتش - ديم"، "سويتش - ديم"، "بوش- ديم"، دايركت - ديم"، إلخ.) ، في حدوث مشاكل تتعلق بعملية التزامن بين هذه الأزرار . وإن كان من الممكن تجنب مثل هذه المشاكل، وذلك عن طريق تزويد بعض الأجهزة الإضافية. ندعوكم للاتصال المباشر بالشركة؛ وذلك للحصول على أكبر قدر من المعلومات.

I Pilotare diversi prodotti DALI tramite pulsante (es: Touch-dim, Switch-dim, Push-dim, Direct-dim, etc.) potrebbe causare dei problemi di sincronizzazione tra gli stessi. È possibile ovviare a questo problema dotandosi di dispositivi aggiuntivi. Per maggiori informazioni vi invitiamo a contattarci direttamente.

GB Controlling different DALI products through buttons (e.g.: Touch-dim, Switch-dim, Push-dim, Direct-dim, etc.) may lead to product synchronisation problems. This problem can be overcome by using additional devices. For further information, please contact us directly.

E El mando de varios productos DALI por tecla (ej: Touch-dim, Switch-dim, Push-dim, Direct-dim, etc.) podría causar problemas de sincronización entre ellos. Es posible prevenir este problema utilizando dispositivos adicionales. Para más información, contacte directamente con nosotros.

TW

الصنف
art. MB62 - MB63
MC15 - MC16

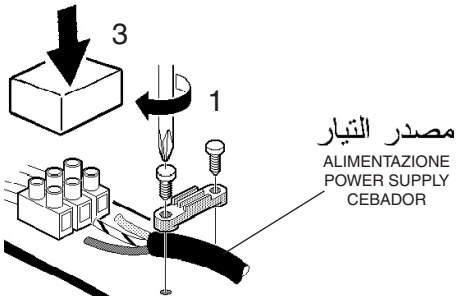

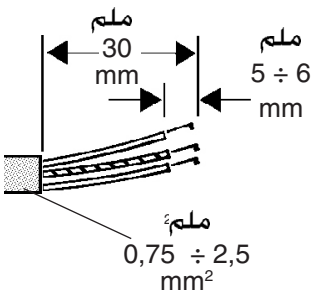

2

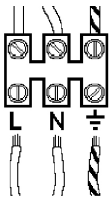

DALI

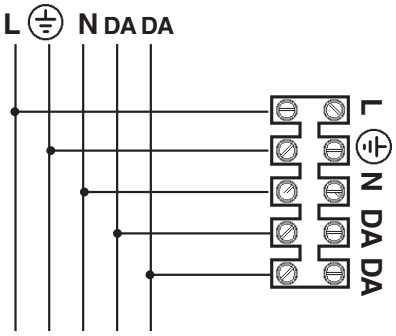

SWITCH DIM / TOUCH DIM

TRIDONIC - SWITCH DIM
OSRAM - TOUCH DIM
PHILIPS - TOUCH DIM

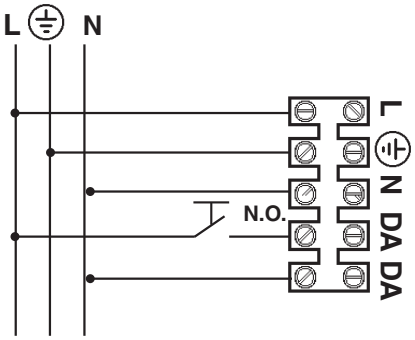

التجهيزات المزودة بكابلات رقمية يُمكن وضع مخفضات لها بإضافة تجهيزات DALI أو مفتاح مضبوط على الوضع عامل عادة (N.O.) والذي يتم توصيله كما موضح في المخطط.

I I dispositivi con cablaggio digitale possono essere dimmerati con dispositivi DALI o con pulsante normalmente aperto (N.O.) da collegare come da schema.

GB Devices with digital control gear may be dimmed using DALI devices or a normally-open button (N.O.) to be connected as shown in the diagram.

E Los dispositivos con cableado digital pueden regularse con dispositivos DALI o con un interruptor de botón normalmente abierto (N.O.) que se conecta según ilustrado en el esquema.

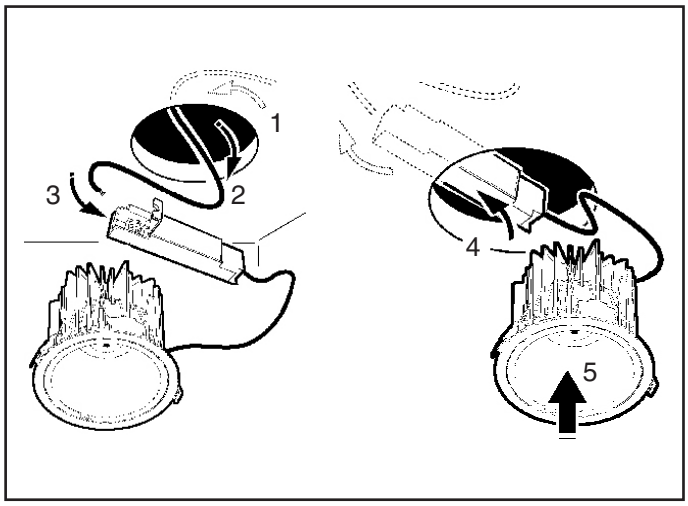
1
2
3
4
5

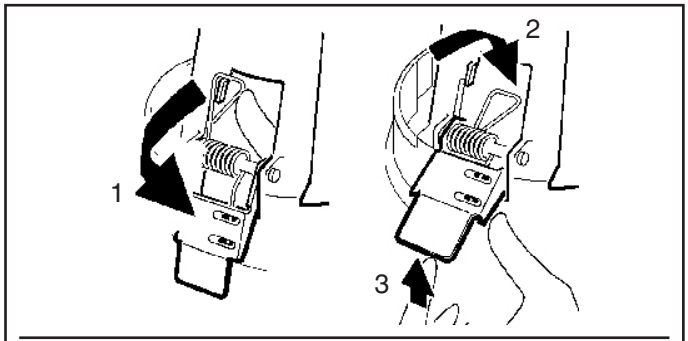
1
2
3

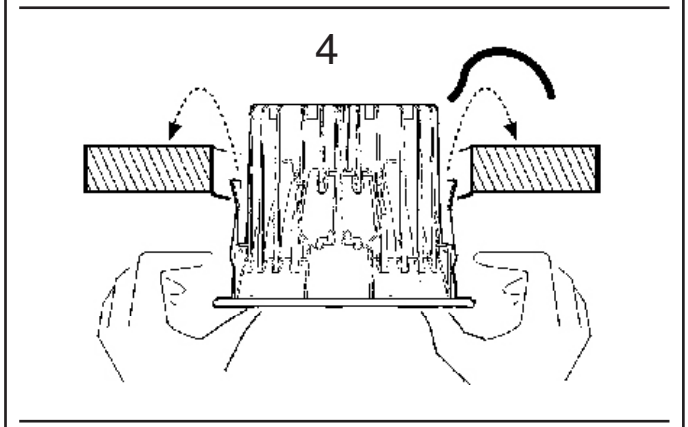
4

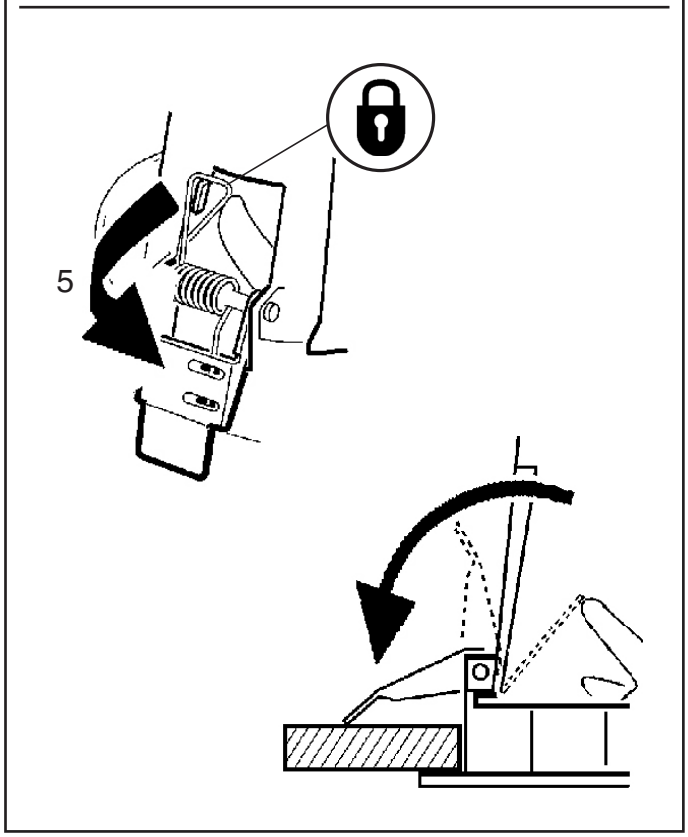
5

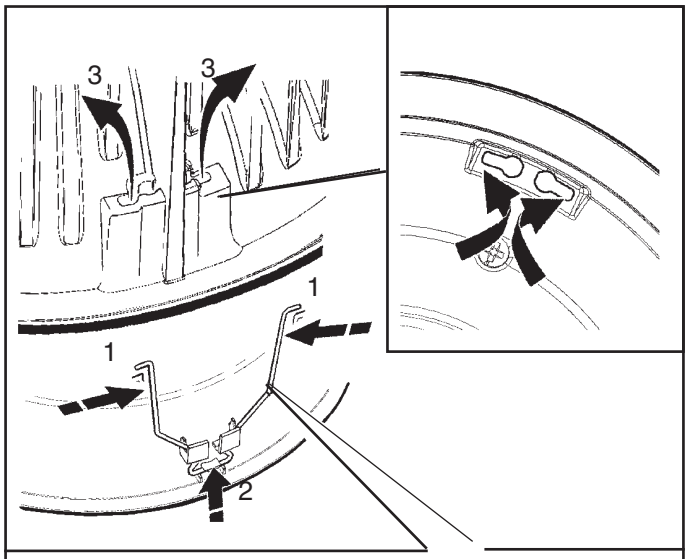
3
3
1
1
2

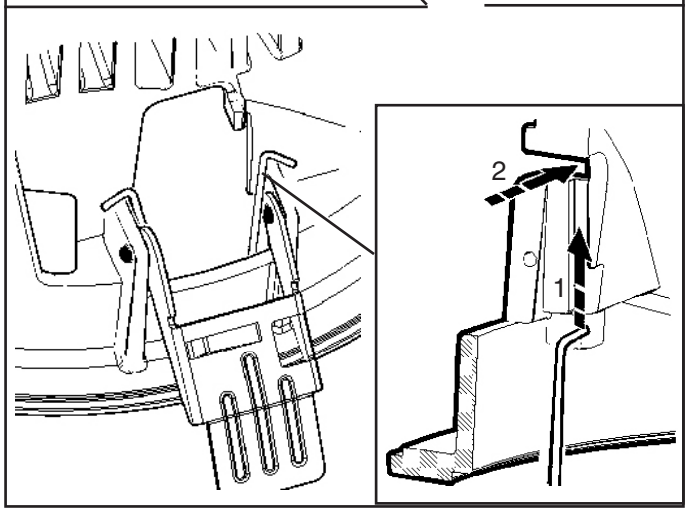
2
1

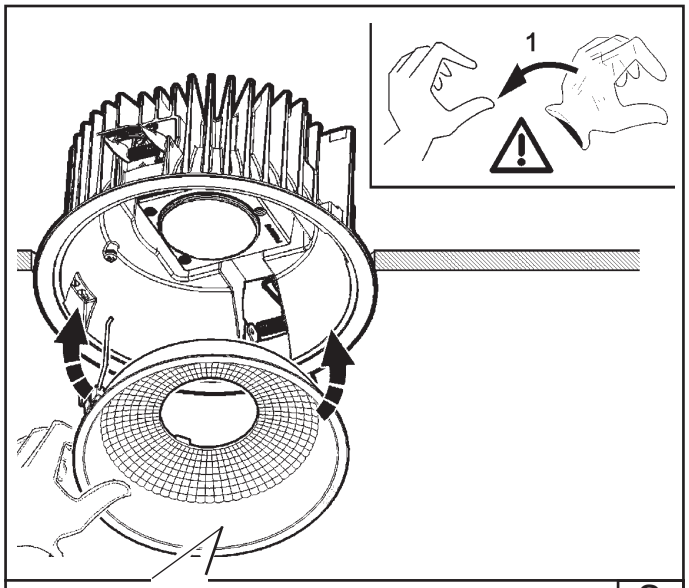
1

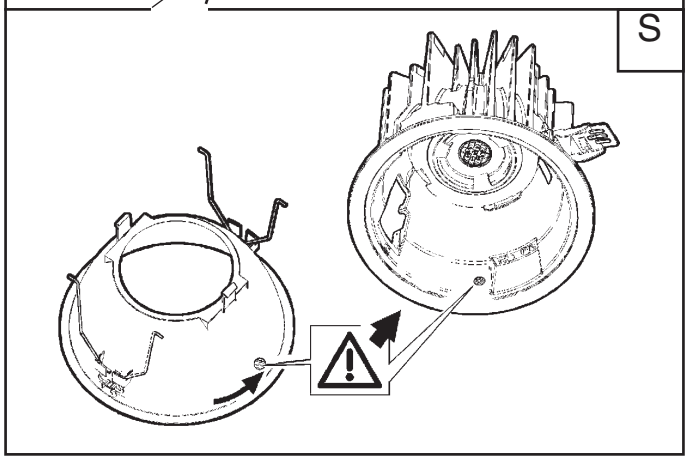
S

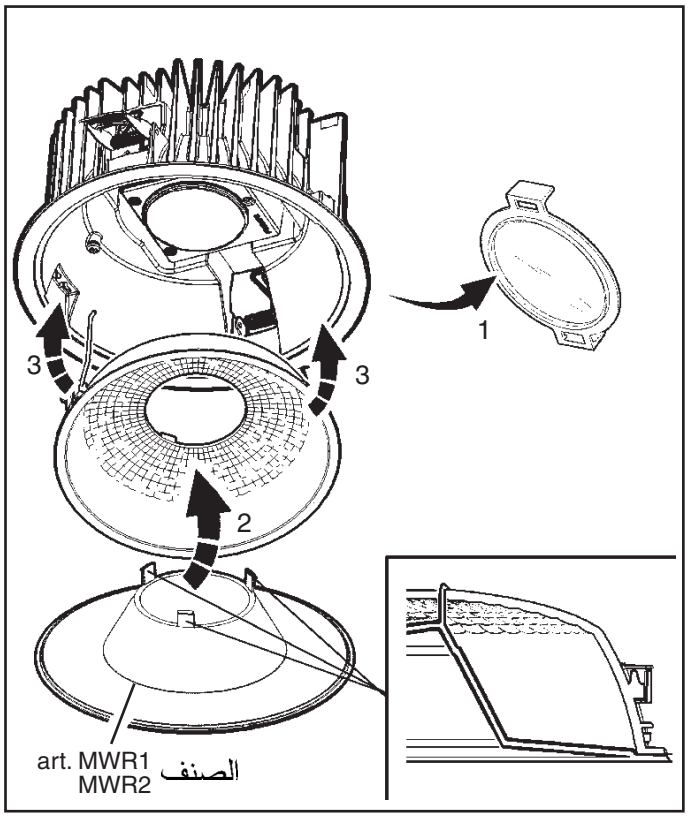

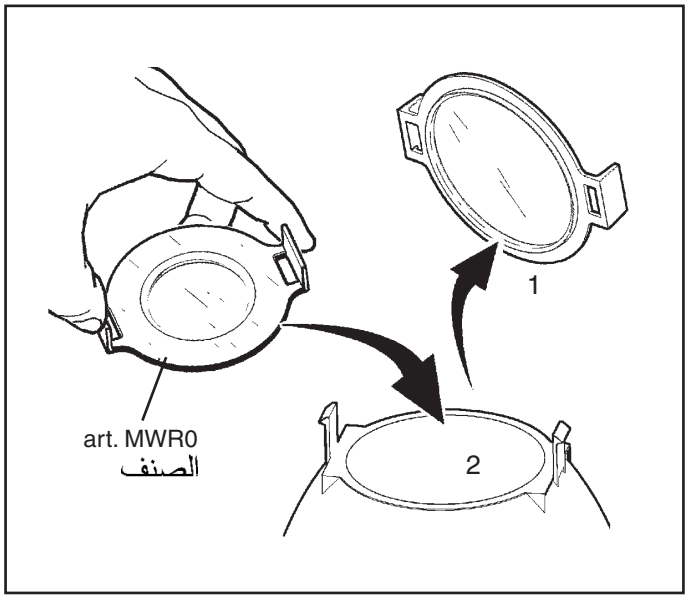

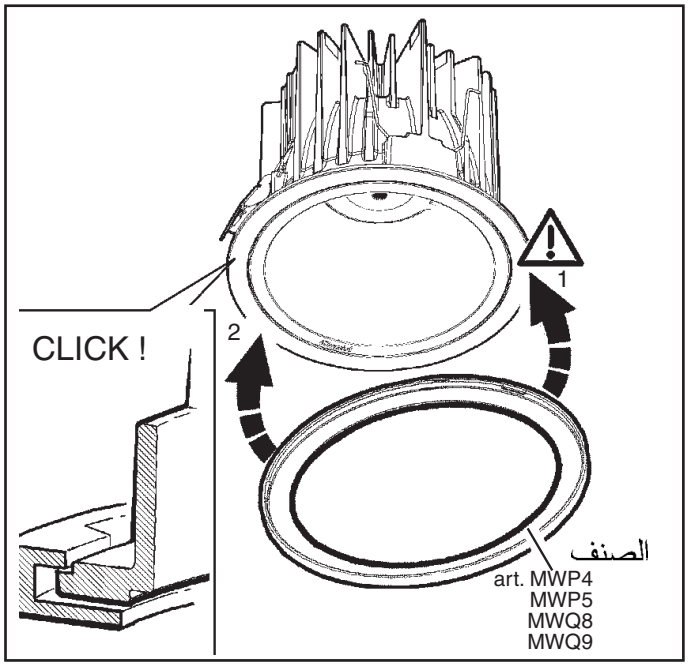

الصنف ART.	MWR0	MWR1	MWR2	
MB42 ->MB50	/	/	/	MWP4
MB52 ->MB59	●	●	●	MWP5
MB62 -> MB63	●	●	●	MWP5
MB66 -> MB91	●	/	/	MWP5
MB92 -> MB99	/	/	/	MWP5
MC00 -> MC03	/	/	/	MWQ8
MC05 -> MC12	●	/	/	MWQ9
MC19 -> MC36	●	/	/	MWQ9
MC15 - MC16	●	/	/	MWQ9
MC39 - MC40	●	●	●	MWP5
MC43 - MC44	/	/	/	MWP5
MC47 - MC48	●	/	/	MWQ9
MC04 - MC17 MC18 - MC60	/	/	/	MWP5
MU16 -> MU25	/	/	/	MWP4
MU26 -> MU30	/	/	/	MWQ8

استبدال الضوء

SOSTITUZIONE DEL LED
REPLACING THE LED
REEMPLAZO DEL LED

تنبيه: لاستبدال الضوء LED **اتصل بشركة** iGuzzini . عر

I N.B.: Per la sostituzione del LED contattare l'azienda iGuzzini.
GB N.B.: For information on LED replacement please contact iGuzzini.
E NOTA: Para sustituir el LED llame a la empresa iGuzzini.

Headquarters iGuzzini illuminazione spa
via Mariano Guzzini, 37 - 62019 Recanati Italy

1.154.588.07 IS06067/17 iGuzzini **ART.**	fattore di potenza power factor facteur de puissance Leistungsfaktor vermogensfactor factor de potencia effektfaktor effektfaktor effektfaktor фактор мощности 功率因数 **λ**	corrente assorbita absorbed current courant absorbé Stromaufnahme stroomopname corriente absorbida absorberet strøm absorbert strøm tillförd ström поглощаемая мощность 电源电流 **A**
MB42-MB47-MC00	>0,9	0,06
MB43-MB48-MC01	>0,9	0,07
MB44-MB49-MC02	>0,9	0,06
MB45-MB50-MC03	0,95	0,07
MB52-MB60-MB66-MB74-MB82-MB90-MB92-MC05-MC13-MC19-MC27-MC35	>0,95	0,1
MB53-MB61-MB67-MB75-MB83-MB91-MB93-MC06-MC14-MC20-MC28-MC36	>0,95	0,11
MB54-MB68-MB76-MB84-MB94-MC07-MC21-MC29	>0,95	0,15
MB55-MB69-MB77-MB85-MB95-MC08-MC22-MC30	>0,95	0,15
MB56-MB70-MB78-MB86-MB96-MC09-MC23-MC31	>0,95	0,1
MB57-MB71-MB79-MB87-MB97-MC10-MC24-MC32	>0,95	0,11
MB58-MB72-MB80-MB88-MB98-MC11-MC25-MC33	0,95	0,15
MB59-MB73-MB81-MB89-MB99-MC12-MC26-MC34	>0,95	0,15
MC62-MC15	>0,9	0,09
MB63-MC16	>0,9	0,09
MC39-MC43-MC47	>0,95	0,16
MC40-MC44-MC48	>0,95	0,16
MC04	>0,95	0,161
MC17	>0,95	0,162
MC18	>0,95	0,151
MC60	>0,95	0,157
MU16-MU21-MU26	>0,95	0,08
MU17-MU18-MU22-MU23-MU27-MU28	>0,95	0,09
MU19-MU24-MU29	>0,95	0,1
MU20-MU25-MU30	>0,95	0,11

1.154.588.07 IS06067/17 iGuzzini **ART.**	fattore di potenza power factor facteur de puissance Leistungsfaktor vermogensfactor factor de potencia effektfaktor effektfaktor effektfaktor фактор мощности 功率因数 **λ**	corrente assorbita absorbed current courant absorbé Stromaufnahme stroomopname corriente absorbida absorberet strøm absorbert strøm tillförd ström поглощаемая мощность 电源电流 **A**
MB42-MB47-MC00	>0,9	0,06
MB43-MB48-MC01	>0,9	0,07
MB44-MB49-MC02	>0,9	0,06
MB45-MB50-MC03	0,95	0,07
MB52-MB60-MB66-MB74-MB82-MB90-MB92-MC05-MC13-MC19-MC27-MC35	>0,95	0,1
MB53-MB61-MB67-MB75-MB83-MB91-MB93-MC06-MC14-MC20-MC28-MC36	>0,95	0,11
MB54-MB68-MB76-MB84-MB94-MC07-MC21-MC29	>0,95	0,15
MB55-MB69-MB77-MB85-MB95-MC08-MC22-MC30	>0,95	0,15
MB56-MB70-MB78-MB86-MB96-MC09-MC23-MC31	>0,95	0,1
MB57-MB71-MB79-MB87-MB97-MC10-MC24-MC32	>0,95	0,11
MB58-MB72-MB80-MB88-MB98-MC11-MC25-MC33	0,95	0,15
MB59-MB73-MB81-MB89-MB99-MC12-MC26-MC34	>0,95	0,15
MC62-MC15	>0,9	0,09
MB63-MC16	>0,9	0,09
MC39-MC43-MC47	>0,95	0,16
MC40-MC44-MC48	>0,95	0,16
MC04	>0,95	0,161
MC17	>0,95	0,162
MC18	>0,95	0,151
MC60	>0,95	0,157
MU16-MU21-MU26	>0,95	0,08
MU17-MU18-MU22-MU23-MU27-MU28	>0,95	0,09
MU19-MU24-MU29	>0,95	0,1
MU20-MU25-MU30	>0,95	0,11

2.509.266.04
IS06924/04

iGuzzini

ART.	عامل القدر fattore di potenza power factor factor de potencia λ	التيار الممتص corrente assorbita absorbed current corriente absorbida A
MB42 - MB44 - MB47 - MB49 - MC00 - MC02	>0,9	0,06
MB43 - MB48 - MC01	>0,9	0,07
MB45 - MB50 - MC03	>0,95	0,07
MB52 - MB56 - MB60 - MB66 - MB70 - MB74 - MB78 - MB82 - MB86 - MB90 - MB92 - MB96 MC05 - MC09 - MC13 - MC19 - MC23 - MC27 - MC31 - MC35 - MU19 - MU24 - MU29	>0,95	0,1
MB53 - MB57 - MB61 - MB67 - MB71 - MB75 - MB79 - MB83 - MB87 - MB91 - MB93 - MB97 MC06 - MC10 - MC14 - MC20 - MC24 - MC28 - MC32 - MC36 - MU20 - MU25 - MU30	>0,95	0,11
MB54 - MB55 - MB58 - MB59 - MB68 - MB69 - MB72 - MB73 - MB76 - MB77 - MB80 - MB81 - MB84 - MB85 - MB88 - MB89 - MB94 - MB95 - MB98 - MB99 - MC07 - MC08 - MC11 - MC12 - MC21 - MC22 - MC25 - MC26 - MC29 - MC30 - MC33 - MC34	>0,95	0,15
MB63 - MC15 - MC16 - MC62	>0,9	0,09
MC39 - MC40 - MC43 - MC44 - MC47 - MC48	>0,95	0,16
MC04	>0,95	0,175
MC17	>0,95	0,182
MC18	>0,95	0,177
MC60	>0,95	0,185
MU16 - MU21 - MU26	>0,95	0,08
MU17 - MU18 - MU22 - MU23 - MU27 - MU28	>0,95	0,09

2.509.266.04
IS06924/04

iGuzzini

ART.	عامل القدر fattore di potenza power factor factor de potencia λ	التيار الممتص corrente assorbita absorbed current corriente absorbida A
MB42 - MB44 - MB47 - MB49 - MC00 - MC02	>0,9	0,06
MB43 - MB48 - MC01	>0,9	0,07
MB45 - MB50 - MC03	>0,95	0,07
MB52 - MB56 - MB60 - MB66 - MB70 - MB74 - MB78 - MB82 - MB86 - MB90 - MB92 - MB96 MC05 - MC09 - MC13 - MC19 - MC23 - MC27 - MC31 - MC35 - MU19 - MU24 - MU29	>0,95	0,1
MB53 - MB57 - MB61 - MB67 - MB71 - MB75 - MB79 - MB83 - MB87 - MB91 - MB93 - MB97 MC06 - MC10 - MC14 - MC20 - MC24 - MC28 - MC32 - MC36 - MU20 - MU25 - MU30	>0,95	0,11
MB54 - MB55 - MB58 - MB59 - MB68 - MB69 - MB72 - MB73 - MB76 - MB77 - MB80 - MB81 - MB84 - MB85 - MB88 - MB89 - MB94 - MB95 - MB98 - MB99 - MC07 - MC08 - MC11 - MC12 - MC21 - MC22 - MC25 - MC26 - MC29 - MC30 - MC33 - MC34	>0,95	0,15
MB63 - MC15 - MC16 - MC62	>0,9	0,09
MC39 - MC40 - MC43 - MC44 - MC47 - MC48	>0,95	0,16
MC04	>0,95	0,175
MC17	>0,95	0,182
MC18	>0,95	0,177
MC60	>0,95	0,185
MU16 - MU21 - MU26	>0,95	0,08
MU17 - MU18 - MU22 - MU23 - MU27 - MU28	>0,95	0,09