

Pixel Pro

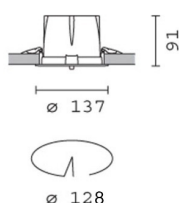
Design Iosa Ghini

iGuzzini

Last information update: April 2024

Product configuration: MN76

MN76: recessed luminaire Ø 137 - warm white passive dissipation LED - integrated DALI control gear - flood



Product code

MN76: recessed luminaire Ø 137 - warm white passive dissipation LED - integrated DALI control gear - flood **Attention! Code no longer in production**

Technical description

recessed adjustable removable luminaire for LED lamp with passive heat dissipation system. Structure with die-cast aluminium frame and main body; shaped surface with high level radiant effect for effectively reducing the temperature and keeping the long-term LED lamp performance unchanged. Steel rotation hinge, chrome-plated aluminium body closing ring. Reflector with high efficiency super-pure aluminium optic - wide flood beam angle. Body adjusted using manually operated device: internal 30° - external 75° - rotation about axis 355°. Supplied with DALI dimmable control gear connected to the luminaire. Warm white high efficiency LED.

Installation

recessed using steel springs in false ceilings with thicknesses starting at 1 mm; preparation hole Ø 125

Colour

White / Aluminium (39) | Grey/Aluminium (78)

Weight (Kg)

1.01

Mounting

ceiling recessed

Wiring

on control gear box with quick-coupling connections

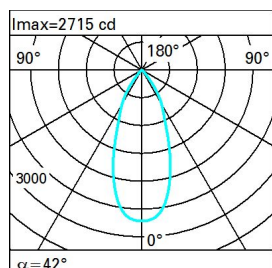
Complies with EN60598-1 and pertinent regulations



Technical data

lm system:	1578	CRI:	80
W system:	15.5	Colour temperature [K]:	3000
lm source:	2000	MacAdam Step:	2
W source:	13	Life Time LED 1:	> 50,000h - L80 - B10 (Ta 25°C)
Luminous efficiency (lm/W, real value):	101.8	Lamp code:	LED
lm in emergency mode:	-	Number of lamps for optical assembly:	1
Total light flux at or above an angle of 90° [Lm]:	0	ZVEI Code:	LED
Light Output Ratio (L.O.R.) [%]:	79	Number of optical assemblies:	1
Beam angle [°]:	42°	Control:	DALI

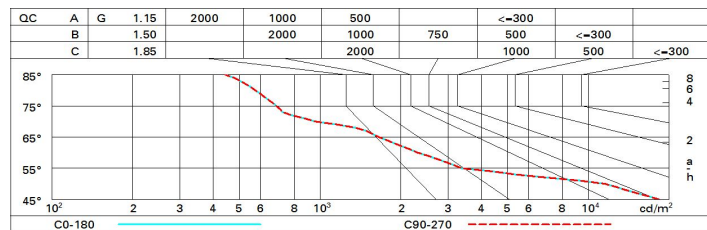
Polar

	CIE nL 0.79 97-100-100-100-79 UGR 18.8-18.8 DIN A.61 UTE 0.79A+0.00T F*1=968 F*1+F*2=998 F*1+F*2+F*3=1000 CIBSE LG3 L<3000 cd/m² at 65° UGR<19 L<3000 cd/mq @ 65°			
	Lux			
	h	d	Em	Emax
	2	1.5	526	679
	4	3.1	132	170
	6	4.6	58	75
	8	6.1	33	42

Utilisation factors

R	77	75	73	71	55	53	33	00	DRR
K0.8	70	66	64	61	66	63	63	60	76
1.0	73	70	67	66	69	67	67	64	81
1.5	77	75	73	71	74	72	71	69	87
2.0	80	78	77	75	77	76	75	72	92
2.5	82	80	79	78	79	78	77	75	95
3.0	83	82	81	80	80	79	78	76	97
4.0	84	83	82	82	81	81	80	78	99
5.0	84	84	83	83	82	82	80	79	100

Luminance curve limit



UGR diagram

Corrected UGR values (at 2000 lm bare lamp luminous flux)											
Reflect.: ceiling/cav walls work pl. Room dim x y		viewed crosswise					viewed endwise				
2H	2H	19.4	20.1	19.7	20.3	20.5	19.4	20.1	19.7	20.3	20.5
	3H	19.2	19.8	19.6	20.1	20.4	19.2	19.8	19.6	20.1	20.4
	4H	19.2	19.7	19.5	20.0	20.3	19.2	19.7	19.5	20.0	20.3
	6H	19.1	19.6	19.4	19.9	20.3	19.1	19.6	19.4	19.9	20.3
	8H	19.1	19.6	19.4	19.9	20.2	19.1	19.6	19.4	19.9	20.2
	12H	19.0	19.5	19.4	19.8	20.2	19.0	19.5	19.4	19.8	20.2
4H	2H	19.2	19.7	19.5	20.0	20.3	19.2	19.7	19.5	20.0	20.3
	3H	19.0	19.5	19.4	19.8	20.2	19.0	19.5	19.4	19.8	20.2
	4H	18.9	19.4	19.3	19.7	20.1	18.9	19.4	19.3	19.7	20.1
	6H	18.9	19.2	19.3	19.6	20.0	18.9	19.2	19.3	19.6	20.0
	8H	18.8	19.1	19.3	19.6	20.0	18.8	19.1	19.2	19.6	20.0
	12H	18.8	19.1	19.2	19.5	19.9	18.8	19.1	19.2	19.5	19.9
8H	4H	18.8	19.1	19.2	19.6	20.0	18.8	19.1	19.3	19.6	20.0
	6H	18.7	19.0	19.2	19.4	19.9	18.7	19.0	19.2	19.4	19.9
	8H	18.7	18.9	19.2	19.4	19.9	18.7	18.9	19.2	19.4	19.9
	12H	18.6	18.8	19.1	19.3	19.8	18.6	18.8	19.1	19.3	19.8
12H	4H	18.8	19.1	19.2	19.5	19.9	18.8	19.1	19.2	19.5	19.9
	6H	18.7	18.9	19.2	19.4	19.9	18.7	18.9	19.2	19.4	19.9
	8H	18.6	18.8	19.1	19.3	19.8	18.6	18.8	19.1	19.3	19.8
Variations with the observer position at spacing:											
S =		1.0H					5.1 / -14.3				
		1.5H					7.9 / -16.4				
		2.0H					9.9 / -17.8				