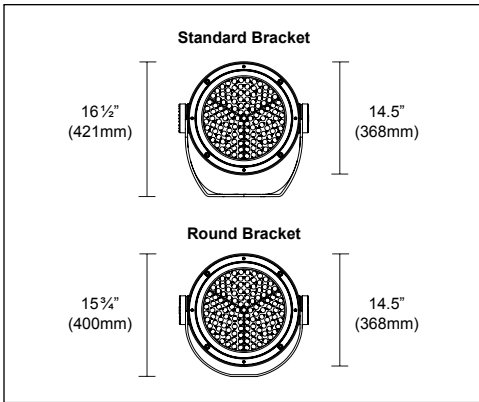



High-performance outdoor architectural floodlight enhancing urban spaces and bringing life to cities.

FEATURES

- Delivers 7,238 – 18,480 lumens at 3000K, 80CRI
- Up to 111 lm/W at 3000K, 80CRI
- Vertical or horizontal surface and pole specification [page 2-3](#)
- 0-10V or DMX-RDM dimming down to 10%
- Additional sizing available: Ø8", Ø10", Ø12.5", or Ø20.5" ↗
- RGBW available with Ø12.5", Ø14.5", or Ø20.5"
- Max candela of 22,004 – 721,966
- Consult factory for further customization
- Full specification available [page 6](#)

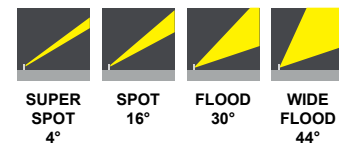


FINISH OPTIONS



Consult factory for custom finishes

OPTIC OPTIONS



ORDERING INFO

PRODUCT CODE

EXAMPLE: IAGR-MM-BO-827-SP-REM-02

| MODEL | SIZE | OUTPUT | LED | OPTIC | VOLTAGE | FINISH |
|--------------------------------------|--|--|---|---------------------------------|----------------------|-------------------------|
| IAGR With standard bracket | MM Medium Ø14.5" (368mm) | BO Base Output (95.7–131W) | 822 ¹ 2200K, 80CRI | SS Super Spot, 4° | REM Remote | 01 White |
| IAGRS With round bracket | | HO High Output (126.3–175.7W) | 827 2700K, 80CRI | SP Spot, 16° | | 02 Black |
| | | | 830 3000K, 80CRI | FL Flood, 30° | | 15 Gray |
| | | | 835 ² 3500K, 80CRI | WF Wide Flood, 44° | | F5 Rust Brown |
| | | | 840 4000K, 80CRI | | | |
| | | | 935 ³ 3500K, 90CRI | | | |

1. Available for super spot (SS) and flood (FL) optics.
2. Not available for super spot (SS) optics.
3. Only available for super spot (SS) optics.

ACCESSORIES

To be ordered separately.
More information on all accessories on [page 3](#).

CONNECTION ACCESSORY CODE

EXAMPLE: IX765+IX768

| CONNECTION ACCESSORIES | |
|--|--|
| IP68 CONNECTION KIT | RESISTOR DMX KIT |
| <input type="checkbox"/> IX765 3 way male/female junction for serie connection, 600V | <input type="checkbox"/> RES-058-KIT End of line 120 ohms thermal resistance kit |
| <input type="checkbox"/> IX768 3 poles male + female connector, 600V | |
| <input type="checkbox"/> 4543-00 Connection box | |

OPTIC ACCESSORY CODE

EXAMPLE: IX502+IX506

| OPTIC ACCESSORIES | |
|---|--|
| EXTERNAL (1 MAX) | INTERNAL (1 MAX) |
| <input type="checkbox"/> IX502 Protection Grid (for IK10) | <input type="checkbox"/> IX506 Elliptical Distribution Refractor |
| <input type="checkbox"/> IX503 Cylindrical Screen | <input type="checkbox"/> IX507 Diffusing Glass |
| <input type="checkbox"/> IX504 Cylindrical Screen 30°/45° | <input type="checkbox"/> IX505 Longitudinal Louver |

DRIVER CODE

EXAMPLE: 4449-0750-171-UNV-D10

DRIVER

Driver options are available on [page 4](#).

POLE SPECIFICATION

To be ordered separately.

POLE SPECIFICATION

iGuzzini Pole

Diameter Ø4" (Ø 102mm)
Shape Round
Model Straight
Installation Anchor bolts
Access Door Included (3' from ground)

Supplied by other

Pole provided by another manufacturer

Height

ft

Finish

01 - White RAL9016

02 - Black RAL9005

15 - Gray RAL9007

Material

Aluminum

F5 - Rust Brown RAL8017

Galvanized Steel

RAL# Enter custom RAL

POLE-MOUNTED ACCESSORIES

To be ordered separately.

For available configuration and details on installation, consult the instruction sheet.
 Pole Ø: 4" (102mm). Consult instruction sheet for more layouts.



Agorà (MM) + Cylindrical Screen EPA 1.78ft² (0,165m²)

To have the total EPA, add all the EPA values for each items in the composition.

FINISH

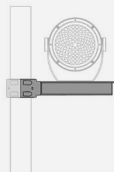
01
White

02
Black

15
Gray

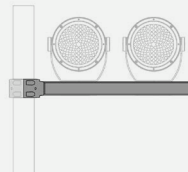
F5
Rust Brown

POLE INSTALLATION WITH ARMS



IX568
Arm for 1 floodlight

Length 19¼" (488mm)
Weight 11.11lb (5.04kg)
EPA 0,33ft² (0,031m²)



IX570
Arm for 2 floodlights

Length 37¼" (946mm)
Weight 18.14lb (8.23kg)
EPA 0,64ft² (0,060m²)



I6161
Counter Flange

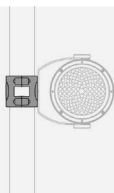
Weight 4.76lb (2.16kg)
EPA 0,064ft² (0,006m²)

MANDATORY ADAPTOR WITH ARM IX568 / IX570



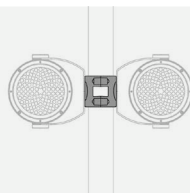
IX657
For up side application

POLE INSTALLATION WITH FLANGES



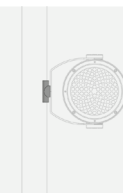
I6111
Flange for 1 floodlight

Weight 1.98lb (0.9kg)
EPA 0,13ft² (0,013m²)



I6112
Flange for 2 floodlights

Weight 2.20lb (1kg)
EPA 0,13ft² (0,013m²)



IX738
Minimal flange

Pole must have threaded hole to hold minimal flange IX738.
 See instruction sheet for threading information.

MULTI SUPPORT

To be ordered separately.
For available configuration and details on installation, consult the instruction sheet.
Need a IX562 connector for every pole mounted fixture.

FINISH

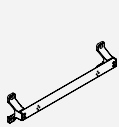
01
White

02
Black

15
Gray

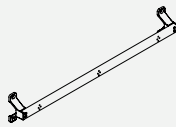
F5
Rust Brown

MULTI SUPPORT



I6014
For 2 floodlights

Dimensions
37 ¼ x 9 ¼ x 5 ½"
(962 x 236 x 141mm)



I6015
For 3 floodlights

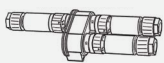
Dimensions
61 ¼ x 9 ¼ x 5 ½"
(1560 x 236 x 141mm)

CONNECTION ACCESSORIES

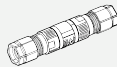
To be ordered separately.
For available configurations and details on installation, consult the instruction sheet.

IP68 CONNECTION KIT

For available configurations and details on installation, consult the instruction sheet.
No finish option available.



IX765
3 way male/female
junction connector for serie
connection, 600V.



IX768
3 poles male + female
connector, 600V.



4543-00
Connection box

RESISTOR DMX KIT

For DMX driver box. One pc needed at the end of the line.



RES-058-KIT
End of line 120 ohms thermal resistance kit.


OPTIC ACCESSORIES

To be ordered separately.
For installation, consult instruction sheet.

EXTERNAL (1 MAX)



IX502
Protection Grid (for IK10)
(Stainless Steel)



IX503
Cylindrical Screen
(Black)



IX504
Cylindrical Screen 30°/45°
(Black)

INTERNAL (1 MAX)



IX506
Refractor for elliptical
distribution



IX507
Diffusing Glass



IX505
Longitudinal Louver
(Black)

REMOTE LED DRIVER OPTIONS

DRIVER CODE

EXAMPLE: 4449-0750-171-UNV-D10

| INDOOR RATED Driver Box Models | Min-max units | | | |
|--|----------------|-----------|--------------------|-----------|
| | For All Models | | For SS Optics Only | |
| | BO (120W) | HO (162W) | BO (88W) | HO (116W) |
| <input type="checkbox"/> 4449-0750-171-UNV-D10 | | | 1 | |
| <input type="checkbox"/> 4449-0750-171-UNV-DMX | | | 1 | |
| <input type="checkbox"/> 4449-0750-320-UNV-D10 | | | 2-3 | |
| <input type="checkbox"/> 4449-0750-320-UNV-DMX | | | 2-3 | |
| <input type="checkbox"/> 4446-0750-408-UNV-D10 | | | 2-4 | |
| <input type="checkbox"/> 4446-0750-408-UNV-DMX | | | 2-4 | |
| <input type="checkbox"/> 4449-0990-141-UNV-D10 | | | | 1 |
| <input type="checkbox"/> 4449-0990-141-UNV-DMX | | | | 1 |
| <input type="checkbox"/> 4449-0990-320-UNV-D10 | | | | 2 |
| <input type="checkbox"/> 4449-0990-320-UNV-DMX | | | | 2 |
| <input type="checkbox"/> 4446-0990-538-UNV-D10 | | | | 2-4 |
| <input type="checkbox"/> 4446-0990-538-UNV-DMX | | | | 2-4 |
| <input type="checkbox"/> 4449-1050-150-UNV-D10 | 1 | | | |
| <input type="checkbox"/> 4449-1050-150-UNV-DMX | 1 | | | |
| <input type="checkbox"/> 4449-1050-320-UNV-D10 | 2 | | | |
| <input type="checkbox"/> 4449-1050-320-UNV-DMX | 2 | | | |
| <input type="checkbox"/> 4446-1050-571-UNV-D10 | 2-4 | | | |
| <input type="checkbox"/> 4446-1050-571-UNV-DMX | 2-4 | | | |
| <input type="checkbox"/> 4449-1410-240-UNV-D10 | | 1 | | |
| <input type="checkbox"/> 4449-1410-240-UNV-DMX | | 1 | | |
| <input type="checkbox"/> 4446-1410-680-UNV-D10 | | 2-3 | | |
| <input type="checkbox"/> 4446-1410-680-UNV-DMX | | 2-3 | | |

| OUTDOOR RATED Driver Box Models | Min-max units | | | |
|---|----------------|-----------|--------------------|-----------|
| | For All Models | | For SS Optics Only | |
| | BO (120W) | HO (162W) | BO (88W) | HO (116W) |
| <input type="checkbox"/> 4555-0750-171-UNV-D10 | | | 1 | |
| <input type="checkbox"/> 4555-0750-171-UNV-DMX | | | 1 | |
| <input type="checkbox"/> 4555-0750-320-UNV-D10 | | | 2-3 | |
| <input type="checkbox"/> 4555-0750-320-UNV-DMX | | | 2-3 | |
| <input type="checkbox"/> 4557-0750-408-UNV-D10 | | | 2-4 | |
| <input type="checkbox"/> 4557-0750-408-UN V-DMX | | | 2-4 | |
| <input type="checkbox"/> 4549-0990-141-UNV-D10 | | | | 1 |
| <input type="checkbox"/> 4549-0990-141-UNV-DMX | | | | 1 |
| <input type="checkbox"/> 4555-0990-320-UNV-D10 | | | | 2 |
| <input type="checkbox"/> 4555-0990-320-UNV-DMX | | | | 2 |
| <input type="checkbox"/> 4557-0990-538-UNV-D10 | | | | 2-4 |
| <input type="checkbox"/> 4557-0990-538-UNV-DMX | | | | 2-4 |
| <input type="checkbox"/> 4555-1050-150-UNV-D10 | 1 | | | |
| <input type="checkbox"/> 4555-1050-150-UNV-DMX | 1 | | | |
| <input type="checkbox"/> 4555-1050-320-UNV-D10 | 2 | | | |
| <input type="checkbox"/> 4555-1050-320-UNV-DMX | 2 | | | |
| <input type="checkbox"/> 4557-1050-571-UNV-D10 | 2-4 | | | |
| <input type="checkbox"/> 4557-1050-571-UNV-DMX | 2-4 | | | |
| <input type="checkbox"/> 4555-1410-240-UNV-D10 | | 1 | | |
| <input type="checkbox"/> 4555-1410-240-UNV-DMX | | 1 | | |
| <input type="checkbox"/> 4557-1410-680-UNV-D10 | | 2-3 | | |
| <input type="checkbox"/> 4557-1410-680-UNV-DMX | | 2-3 | | |

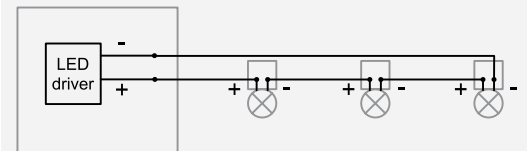
DRIVER BOX MODEL DESCRIPTION

| MODEL (L x W x H) | CONSTANT CURRENT | WATTAGE | VOLTAGE | DIMMING PROTOCOL |
|--|--|-----------------------------------|------------------------|--|
| 4446 16" x 12" x 4" (406 x 305 x 102mm) | 0750 to 1410 750mA to 1410mA | 141 to 680 141W to 680W | UNV 120-277V | D10 0-10V Max distance: 100m (330ft)* (down to 10%) |
| 4449 12" x 8" x 4" (305 x 203 x 102mm) | | | | DMX DMX-RDM Max distance: 100m (330ft)* (down to 1%) |
| 4549 14.5" x 5" x 3.5" (368 x 127 x 89mm) | | | | |
| 4555 13" x 9" x 4.5" (330 x 229 x 114mm) | | | | |
| 4557 15.75" x 9" x 7.1" (400 x 229 x 180mm) | | | | |

*Max distance cable calculated for 16AWG cable. Contact customer service for longer remote distance.

WIRING DIAGRAMS

Multiple luminaires must be connected in series (home run or fixture chain)



DRIVER DIMENSIONS

MODEL (L × W × H)

4446

16" × 12" × 4"
(406 × 305 × 102mm)

4449

12" × 8" × 4"
(305 × 203 × 102mm)

4549

14.5" × 5" × 3.5"
(368 × 127 × 89mm)

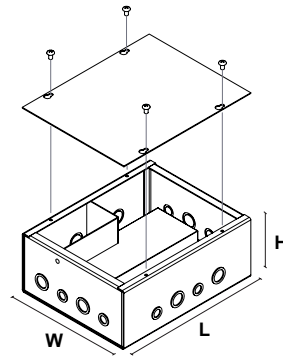
4555

13" × 9" × 4.5"
(330 × 229 × 114mm)

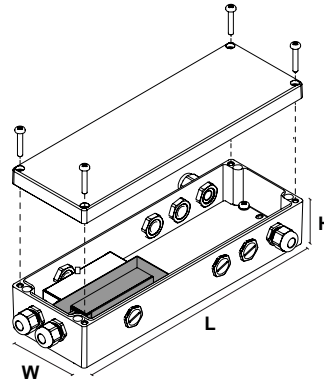
4557

15.75" × 9" × 7.1"
(400 × 229 × 180mm)

INDOOR RATED



OUTDOOR RATED



SPECIFICATIONS

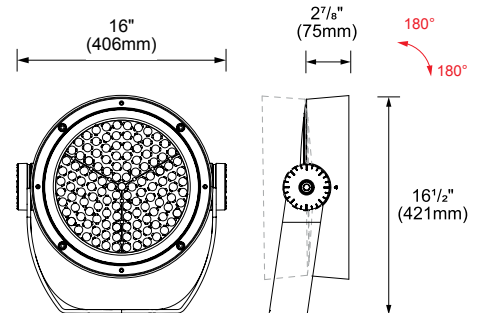
| | |
|----------------------------------|---|
| Luminaire characteristic: | Power input system: 95.7W to 175.7W Lumens system for 3000K, 80CRI: 7 238lm to 18 480lm Luminaire efficacy for 3000K, 80CRI: Up to 111lm/W |
| Source: | White LED (LM-80), 2200K: 80CRI, 2700K: 80CRI, 3000K: 80CRI, 3500K: 80CRI, (90CRI, SS optic only) 4000K: 80CRI. |
| Lumen maintenance: | 90% of initial lumens at 100 000 hours (L90 B10) T77 °F (25°C) 90% of initial lumens at 100 000 hours (L90 B10) T104 °F (40°C) |
| Optic: | Available in super spot, spot, flood and wide flood optics. Full line of professional accessories (page 3) |
| Material: | Optical body, accessory holder ring: Die-cast aluminum; Optic diffuser: PMMA; Protective screen: 3/16" (4mm) thick extra-clear sodium-calcium closure glass. Mounting bracket: Steel. |
| Mounting: | Vertical or horizontal surface (page 3) and pole mount (page 2) with included mounting bracket. Supplied with 23ft (7m) of power cable. SOOW 3/18AWG power cable. |
| Adjustment: | Bracket can be rotated up to 70° on the horizontal plane (see instruction sheet for details on adjustment). Optical body can be tilted up to 180° or 220°. |
| Electrical: | High efficiency dimmable remote LED driver, rated at 50,000 hours. 120V/277V. See remote options (page 4) |
| Dimming: | 0-10V or DMX-RDM (120-277V), down to 10%. See dimmable remote options (page 4). |
| Finish: | Black (RAL9005), gray (RAL9007), rust brown (RAL8017) or white (RAL9016), painted finish with a high level of weather and UV resistance. The coating is electrostatically applied, durable acrylic enamel baked at high temperatures for superior color retentive finish. |
| Operating temperature: | BO: -30°C to 50°C (-22°F to 122°F); HO: -30°C to 35°C (-22°F to 95°F); |
| Weight: | MM - medium Ø14.5 " 15.43lb (7kg) |
| Warranty: | 5 year limited warranty. |
| Ratings: | IP66, IK08 |
| Certification: | cULus listed for wet location. |



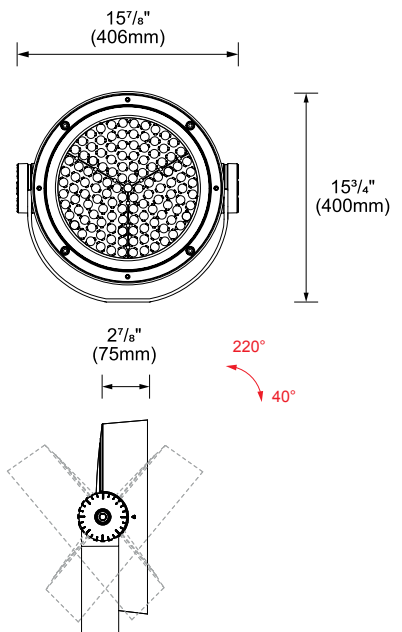
DIMENSIONS

Bracket is included. For adjustment details, consult instruction sheet.

WITH STANDARD BRACKET




WITH SHORT BRACKET




PROFESSIONAL OPTICS

11 Total Optics Combinations with Elliptical Distribution Refractor and Diffuser Glass accessories


Primary Optics



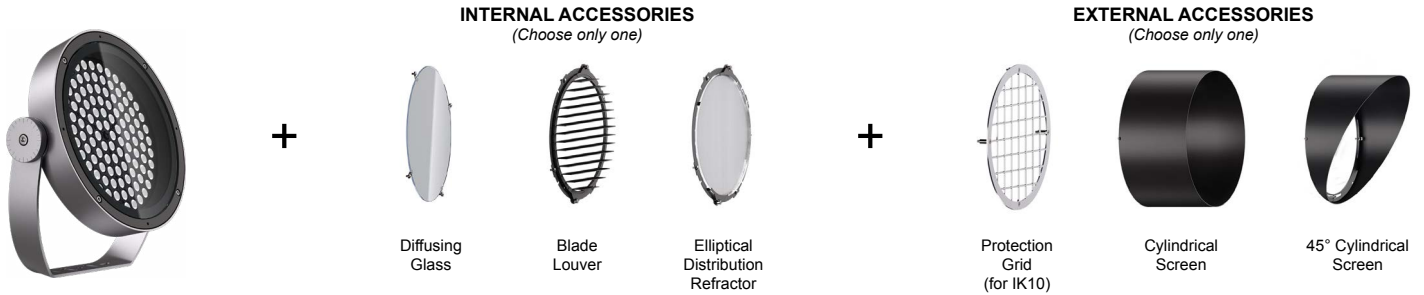
With Elliptical Distribution Refractor



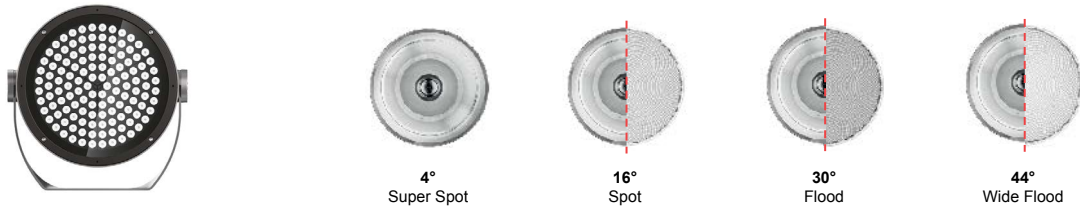
With Diffuser Glass




PROFESSIONAL ACCESSORIES



OPTI BEAM LENS + REFRACTORS



FAMILY OVERVIEW

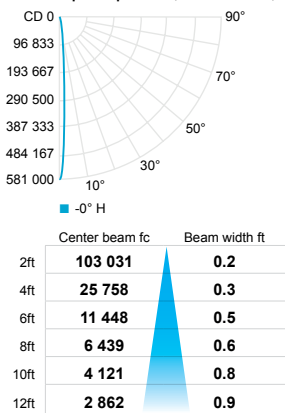


PHOTOMETRIC DATA

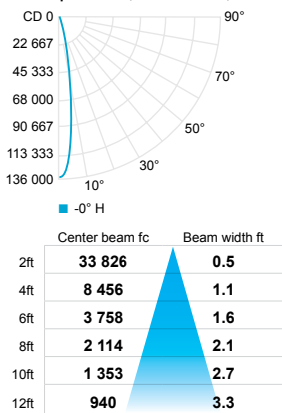
| CCT (K) | CRI | OUTPUT | LOAD* (W) | OPTIC | LUMENS (lm) | EFFICACY (lm/W) | MAX CANDELA (cd) | MODELS |
|---------|-----|--------|-----------|----------------|-------------|-----------------|------------------|-------------------|
| 3000 | 80 | BO | 95.7 | Super spot 4° | 7,238 | 75 | 580,581 | IAGR-MM-BO-830-SS |
| | | | 131 | Spot 16° | 14,630 | 111 | 135,302 | IAGR-MM-BO-830-SP |
| | | | | Flood 30° | 14,440 | 110 | 51,197 | IAGR-MM-BO-830-FL |
| | | | | Wide flood 44° | 14,060 | 107 | 22,004 | IAGR-MM-BO-830-WF |
| | | HO | 126.3 | Super spot 4° | 9,000 | 71 | 721,966 | IAGR-MM-HO-830-SS |
| | | | 175.7 | Spot 16° | 18,480 | 105 | 170,907 | IAGR-MM-HO-830-SP |
| | | | | Flood 30° | 18,240 | 103 | 64,670 | IAGR-MM-HO-830-FL |
| | | | | Wide flood 44° | 17,760 | 101 | 27,794 | IAGR-MM-HO-830-WF |

*Power can vary with selected drivers. Use multiplier table for other CCT and CRI output data. Efficacy based on IESNA LM-79 test reports. Visit iguzzini.com/us for complete photometric data.

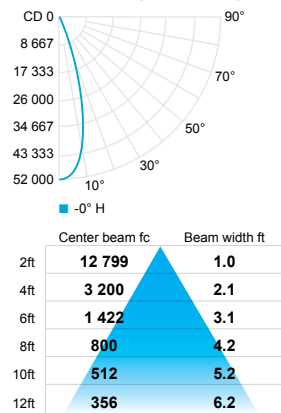
BO Super spot 4° (3000K, 80CRI)



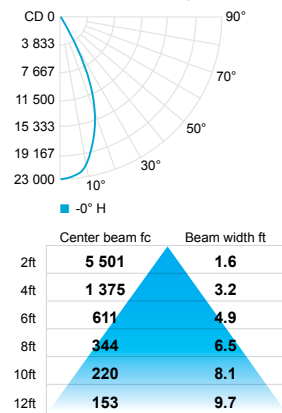
BO Spot 16° (3000K, 80CRI)



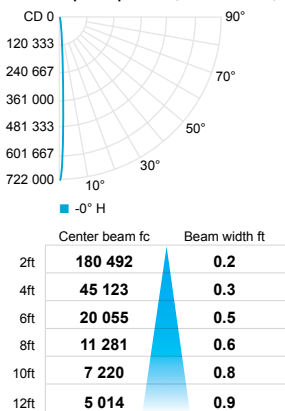
BO Flood 30° (3000K, 80CRI)



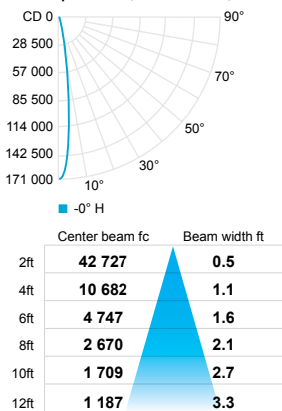
BO Wide flood 44° (3000K, 80CRI)



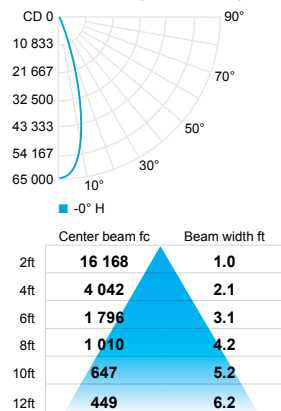
HO Super spot 4° (3000K, 80CRI)



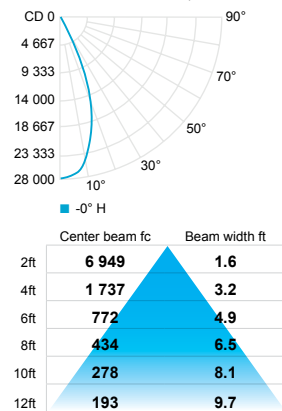
HO Spot 16° (3000K, 80CRI)



HO Flood 30° (3000K, 80CRI)



HO Wide flood 44° (3000K, 80CRI)



| | | | | | | |
|----------------------------------|-------------|-------------|----------|----------|-------------|-------------|
| CCT options | 2200K | 2700K | 3000K | 3500K | 3500K | 4000K |
| CRI options | 80CRI | 80CRI | 80CRI | 80CRI | 90CRI | 80CRI |
| Multiplier | 0.85 | 0.96 | 1 | 1 | - | 1.07 |
| Multiplier for Super spot | 0.75 | 0.95 | 1 | - | 0.75 | 1.10 |