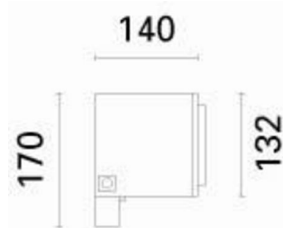


Last information update: November 2024

Product configuration: BD35

BD35: Outdoor floodlight - Warm white LED - integrated electronic power supply - Spot optic

**Product code**

BD35: Outdoor floodlight - Warm white LED - integrated electronic power supply - Spot optic

Technical description

Floodlight designed to use Warm White (3.100 °K) LED lamps and lenses for spot distribution. The luminaire consists of an optical assembly/component-holding box and hidden fixing bracket. The optical assembly and front frame are made of die-cast aluminium alloy coated with liquid acrylic paint (colour: RAL 9007 grey) or textured liquid paint (colour: RAL 9016 white) with a high level of resistance to atmospheric agents and UV rays. The 5 mm thick transparent, tempered sodium – calcium safety glass is joined to the frame with silicone. The frame is fastened to the optical assembly by two M5 AISI 304 stainless steel captive screws and a galvanised steel safety cable. The optical assembly contains the circuit complete with 9 LEDs and relative plastic lenses. The component-holding box, in the rear of the luminaire, is set up to hold the control gear, which is fixed with captive screws on a galvanised steel pull-out plate. The control gear can be accessed through the rear door made of painted aluminium alloy, fixed to the product body with four M5 AISI 304 stainless steel captive screws and a safety cable. The luminaire is set up for pass-through wiring using two PG11 nickel-plated brass cable clamps, suitable for the entry of cables with diameter between 6.5 and 11 mm. The connection between the mains and the control gear is made using a 3-pole terminal board with quick-coupling system. iPro can be angled relative to the horizontal plane (+95°/-5°) using an extruded aluminium bracket on which the graduated scale (15° steps) is marked with serigraphy. The internal silicone seals guarantee watertightness IP66. Various accessories are available: visor, directional flaps, glass refractors, glass prismatic diffusers and coloured filters which can be applied in pairs. All external screws used are made of A2 stainless steel.

Installation

Wall-, ceiling- and ground-mounted using bracket and fisher (not included). Can be ground-mounted with stake accessory. Can be mounted on branches with belt accessory. Dimensions:

Colour

White (01) | Black (04) | Grey (15) | Rust Brown (F5)

Weight (Kg)

2.8

Mounting

wall surface|ground spike|ceiling surface|free standing

Wiring

Luminaire with electronic control gear (220 - 240V ac, 50/60 Hz).

Notes

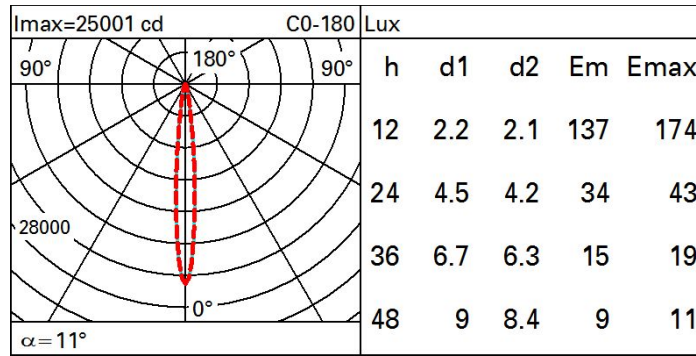
IK 09 with protective grille accessory

Complies with EN60598-1 and pertinent regulations

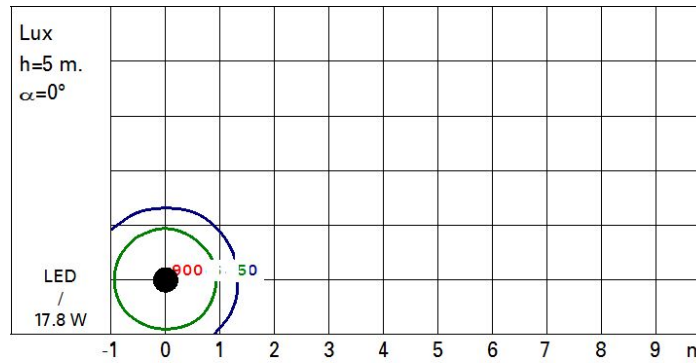
**Technical data**

| | | | |
|----------------------------------------------------|------|--------------------------------------------------------------------------|------------------------------------------------------------------------------------------|
| Im system: | 1638 | Life Time LED 1: | 100,000h - L80 - B10 (Ta 25°C) |
| W system: | 17.8 | Life Time LED 2: | 100,000h - L80 - B10 (Ta 40°C) |
| Im source: | 2100 | Lamp code: | LED |
| W source: | 16 | Number of lamps for optical assembly: | 1 |
| Luminous efficiency (Im/W, real value): | 92 | ZVEI Code: | LED |
| Im in emergency mode: | - | Number of optical assemblies: | 1 |
| Total light flux at or above an angle of 90° [Lm]: | 0 | Intervallo temperatura ambiente: | from -25°C to 40°C. |
| Light Output Ratio (L.O.R.) [%]: | 78 | Power factor: | See installation instructions |
| Beam angle [°]: | 10° | Inrush current: | 5 A / 50 µs |
| CRI (minimum): | 80 | Maximum number of luminaires of this type per miniature circuit breaker: | B10A: 31 luminaires B16A: 50 luminaires C10A: 52 luminaires C16A: 85 luminaires |
| Colour temperature [K]: | 3000 | Overvoltage protection: | 4kV Common mode & 2kV Differential mode |
| MacAdam Step: | 3 | Control: | On/off |

Polar



Isolux



UGR diagram

| Corrected UGR values (at 2100 lm bare lamp luminous flux) | | | | | | | | | | | | |
|-----------------------------------------------------------|-----|------------------|-------------|------|------|------|----------------|------|------|------|------|------|
| Reflect.: | | viewed crosswise | | | | | viewed endwise | | | | | |
| ceiling | cav | 0.70 | 0.70 | 0.50 | 0.50 | 0.30 | 0.70 | 0.70 | 0.50 | 0.50 | 0.30 | 0.30 |
| walls | | 0.50 | 0.30 | 0.50 | 0.30 | 0.30 | 0.50 | 0.30 | 0.50 | 0.30 | 0.30 | 0.30 |
| work pl. | | 0.20 | 0.20 | 0.20 | 0.20 | 0.20 | 0.20 | 0.20 | 0.20 | 0.20 | 0.20 | 0.20 |
| Room dim | | viewed crosswise | | | | | viewed endwise | | | | | |
| x | y | | | | | | | | | | | |
| 2H | 2H | 9.8 | 11.9 | 10.2 | 12.2 | 12.5 | 10.3 | 12.4 | 10.7 | 12.7 | 13.0 | |
| | 3H | 9.9 | 11.2 | 10.3 | 11.5 | 11.9 | 10.4 | 11.7 | 10.7 | 12.0 | 12.3 | |
| | 4H | 9.9 | 10.9 | 10.3 | 11.2 | 11.5 | 10.3 | 11.3 | 10.7 | 11.7 | 12.0 | |
| | 6H | 9.9 | 10.6 | 10.2 | 10.9 | 11.3 | 10.3 | 11.0 | 10.7 | 11.4 | 11.7 | |
| | 8H | 9.8 | 10.6 | 10.2 | 10.9 | 11.3 | 10.2 | 11.1 | 10.6 | 11.4 | 11.7 | |
| | 12H | 9.7 | 10.6 | 10.1 | 11.0 | 11.4 | 10.1 | 11.1 | 10.5 | 11.4 | 11.8 | |
| 4H | 2H | 9.8 | 10.9 | 10.2 | 11.2 | 11.5 | 10.3 | 11.3 | 10.7 | 11.6 | 12.0 | |
| | 3H | 9.8 | 10.7 | 10.2 | 11.1 | 11.5 | 10.2 | 11.2 | 10.6 | 11.5 | 11.9 | |
| | 4H | 9.6 | 10.8 | 10.1 | 11.2 | 11.6 | 10.1 | 11.2 | 10.5 | 11.6 | 12.1 | |
| | 6H | 9.3 | 11.1 | 9.8 | 11.5 | 12.0 | 9.7 | 11.5 | 10.2 | 11.9 | 12.4 | |
| | 8H | 9.2 | 11.1 | 9.7 | 11.6 | 12.1 | 9.6 | 11.5 | 10.1 | 12.0 | 12.5 | |
| | 12H | 9.1 | 11.0 | 9.6 | 11.5 | 12.0 | 9.5 | 11.4 | 10.0 | 11.9 | 12.4 | |
| 8H | 4H | 9.2 | 11.1 | 9.7 | 11.6 | 12.1 | 9.6 | 11.5 | 10.1 | 12.0 | 12.5 | |
| | 6H | 9.2 | 10.8 | 9.7 | 11.3 | 11.8 | 9.6 | 11.2 | 10.1 | 11.7 | 12.2 | |
| | 8H | 9.2 | 10.5 | 9.7 | 11.0 | 11.5 | 9.6 | 10.9 | 10.1 | 11.4 | 11.9 | |
| | 12H | 9.4 | 10.1 | 9.9 | 10.6 | 11.1 | 9.8 | 10.5 | 10.3 | 11.0 | 11.5 | |
| 12H | 4H | 9.1 | 11.0 | 9.6 | 11.5 | 12.0 | 9.5 | 11.4 | 10.0 | 11.9 | 12.4 | |
| | 6H | 9.2 | 10.5 | 9.7 | 11.0 | 11.5 | 9.6 | 10.9 | 10.1 | 11.4 | 11.9 | |
| | 8H | 9.4 | 10.1 | 9.9 | 10.6 | 11.1 | 9.8 | 10.5 | 10.3 | 11.0 | 11.5 | |
| Variations with the observer position at spacing: | | | | | | | | | | | | |
| S = | | 1.0H | 2.4 / -4.5 | | | | 3.1 / -5.1 | | | | | |
| | | 1.5H | 3.7 / -6.1 | | | | 4.3 / -7.0 | | | | | |
| | | 2.0H | 5.7 / -13.3 | | | | 6.3 / -13.7 | | | | | |