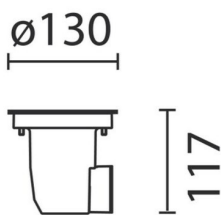


Last information update: May 2024

Product configuration: B183

B183: Projector with white LED 1 W

**Product code**B183: Projector with white LED 1 W **Attention! Code no longer in production****Technical description**

Luminaire recessed into the ground with die-cast aluminium body and outer casing; stainless-steel frame and screws. It is designed to use a white LED for indication and orientation purposes. The outer casing for installation can be ordered separately from the optical assembly. Visual comfort is guaranteed by the perfect uniformity of the white glass. The optical assembly is closed at the top by a hardened sodium-lime transparent glass (thickness 10 mm) and an opaline glass (thickness 2 mm) with silicone gasket compressed by an AISI 304 stainless-steel frame. The lower section houses a decompression box for wiring by two terminal blocks and a stainless-steel cable-clamp PG11. This section is connected to the optical assembly through a nickel-plated brass cable clamp M11x1. This makes it easier to open the upper glass by eliminating negative pressure inside the optical assembly and the pump effect on the supply cable. The body-optical assembly is equipped with a locking system with two stainless-steel captive screws on which two aluminium plates can slide. The locking system ensures positioning and anchoring of the optical assembly to the outer casing. The acrylic painting of the body-optical assembly and outer casing guarantees protection against UV rays and the external environment. The coupling of frame, glass, optical assembly and outer casing guarantees resistance to a static load of 5000 kg. Glass surface temperature does not exceed 30°C.

Installation

Recessed into the ground by means of an outer casing. The upper rim of the installed outer casing should protrude out of the pavement by 1mm MAX. The outer casing has an upper diameter of 124 mm, a lower diameter of 236 mm, and is 118 mm high.

Colour

Steel (13)

Mounting

Floor recessed

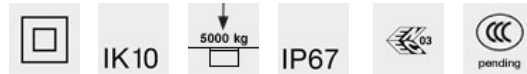
Wiring

Control gear inside the body of the fitting.

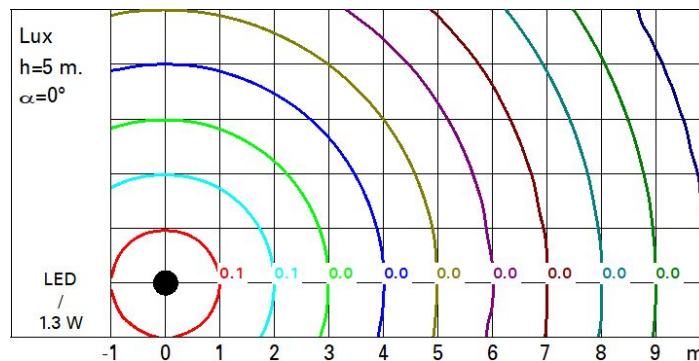
Notes

Available accessories: outer casing, coloured filters, pictograms, suction cup and end cap for the outer casing.

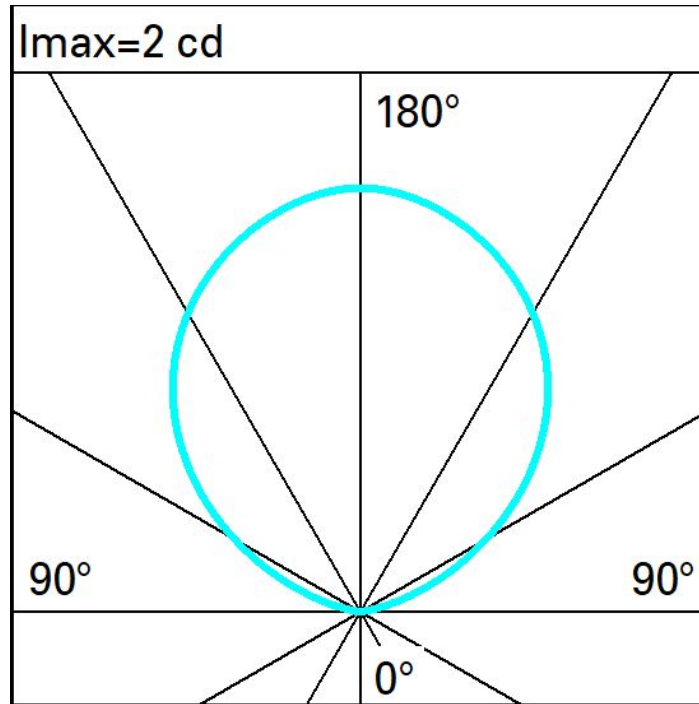
Complies with EN60598-1 and pertinent regulations

**Technical data**

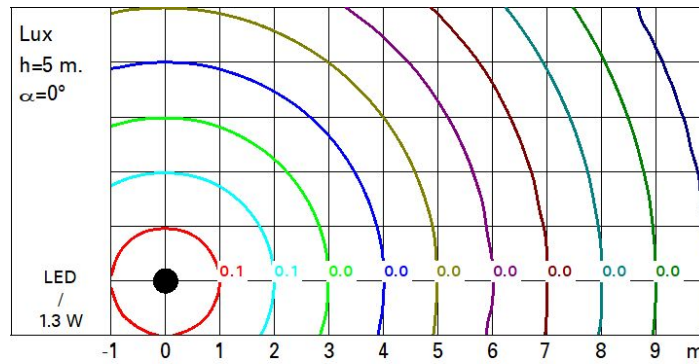
lm system:	6	CRI (minimum):	70
W system:	1.3	Colour temperature [K]:	6700
lm source:	46	Life Time LED 1:	50,000h - L80 - B20 (Ta 25°C)
W source:	1.2	Lamp code:	LED
Luminous efficiency (lm/W, real value):	4.3	Number of lamps for optical assembly:	1
lm in emergency mode:	-	ZVEI Code:	LED
Total light flux at or above an angle of 90° [Lm]:	0	Number of optical assemblies:	1
Light Output Ratio (L.O.R.) [%]:	12	Intervallo temperatura ambiente:	from -20°C to +35°C.

Polar

Polar



Polar



Isolux

