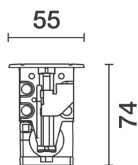



Letzte Aktualisierung der Informationen: Dezember 2024

Produktkonfiguration: BT33+BZZ2.00

BT33: Mini Linear Recessed Luminaire - Warm White LEDs - 48V dc - L=1044mm - Wall Grazing Optic
BZZ2.00: Gehäuse für dimmbare Einbaumodule DMX, RGB, RGBW, WNC - L=1044 - neutral

**Produktcode**

BT33: Mini Linear Recessed Luminaire - Warm White LEDs - 48V dc - L=1044mm - Wall Grazing Optic

Beschreibung

Direct light luminaire, designed to use Warm White monochrome LED lamps, and a Wall Grazing optic. Ground-, wall- and ceiling-recessed. Consists of a body and outer casing for installation, to be ordered separately. Extruded aluminium body, with die-cast aluminium end caps complete with silicone seals. The painting process includes a multi-step, pre-treatment process, in which the main phases are degreasing, fluorozirconation (a protective surface film) and sealing (with a nano-structured silane layer). The following painting stage consists of a primer and a liquid acrylic paint, cured at 150°C, with a high level of weather and UV ray resistance. Lower PPS (polyphenylene sulfide) box for control gear. The top of the optical assembly is closed by a 8mm thick transparent glass screen, fixed with silicone. Complete with multi-LED plate in Warm White with 48V dc electronic circuit (ballast to be ordered separately). 48V intelligent driver that ensures light flow emission is constant even when the input voltage varies. Fitted with a PMMA diffusing filter and optics with plastic (methacrylate) lens for Wall Grazing lighting. The lower box has two PG11 nickel-plated brass cable glands for Ø6.5÷11mm cables used for pass-through wiring. To fix the optical assembly to the outer casing or false ceiling the product has a quick coupling system using an Allen key. Outer casing for installation made of aluminium with technopolymer covers, to be ordered separately. All external screws used are made of A2 stainless steel. The luminaire technical characteristics conform to EN 60598-1 standards and particular requirements.

Installation

Ground- and wall-recessed using the outer casing, to be ordered separately. For ground installation a drainage channel must be created or gravel inserted for drainage under the outer casing before installation, to guarantee the degree of protection stated. For ceiling-mounting with plasterboard panels (1-30 mm thick), make the preparation openings as indicated in the instructions sheet and use the accessory with code X013 (kit containing steel cables with reinforcement plates).

Farben

Grau (15)

Montage

Wandeinbauleuchte|Deckeneinbauleuchte|Bodeneinbauleuchte

Verkabelung

Equipped with a 48V dc electronic circuit fitted inside the device. 48V dc electronic ballasts to be ordered separately. For the electrical connection the product has a lower box holding two quick coupling terminals (3-pole, max. 4 mm²) and double cable glands for pass-through wiring.

Anmerkungen

Product complete with LED lamp. The frame, glass, optical assembly and outer casing together guarantee a maximum static load of 1000 kg.

Gemäß der Normen EN60598-1 u. Sondernormen

**Zubehörcode**

BZZ2.00: Gehäuse für dimmbare Einbaumodule DMX, RGB, RGBW, WNC - L=1044 - neutral

Beschreibung

Aluminium outer casing L=1037 complete with technopolymer side and upper caps and black rubber membrane cable glands. The side caps are supplied with openable circular walls to facilitate the insertion of corrugated tubes (passage of power cables). To be used on recessed Linealuce Mini modules L=1044mm with RGB leds

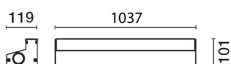
Installation

For ground- or wall-recessed installation with cast cement/concrete or other suitable material. For ground installation a drainage channel must be created (positioned below the special holes) or gravel inserted for drainage under the outer casing before installation, to guarantee the degree of protection stated.

Farben

Neutral (00)

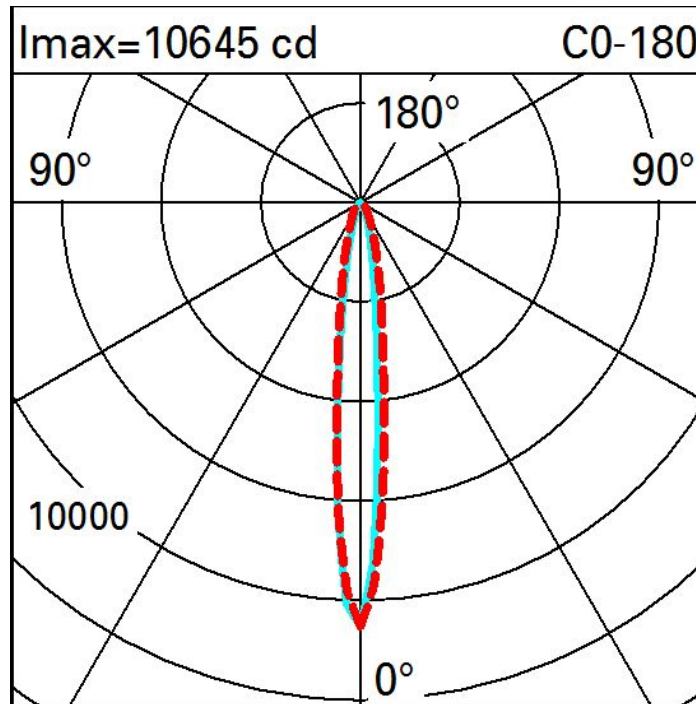
Gemäß der Normen EN60598-1 u. Sondernormen



Technische Daten

Im System:	1261	Lebensdauer LED 1:	100,000h - L80 - B10 (Ta 25°C)
W System:	28.4	Lebensdauer LED 2:	66,000h - L80 - B10 (Ta 40°C)
Im Lichtquelle:	2260	Eingangsspannung [V]:	48
W Lichtquelle:	25	Lampencode:	LED
Lichtausbeute (lm/W, Systemwert):	44.4	Anzahl Lampen in Leuchtengehäuse:	1
Im im Notlichtbetrieb:	-	ZVEI-Code:	LED
abgegebener Lichtstrom bei/ über einem Winkel von 90° [lm]:	0	Anzahl Leuchtengehäuse:	1
Leuchtenbetriebswirkungsgrad 56 (L.O.R.) [%]:		Operativer Umgebungstemperaturbereich:	von -30°C von 50°C.
CRI (minimum):	80	Leistungsfaktor:	Sehen Montageanleitung
Farbtemperatur [K]:	3000	Control:	PWM
MacAdam Step:	3		

Polardiagramm



Beleuchtungen

Lux											
Wall distance = 1m											
3											
	0.1	0.2	0.6	2	4	6	4	2	0.6	0.2	0.1
2	0.6	1	3	6	10	14	11	6	3	1	0.7
	1	2	4	8	14	19	15	9	5	2	1
1	1	3	5	13	19	23	20	14	6	3	2
	2	3	7	10	15	22	18	12	7	4	2
0											
	m	-2	-1	0	1	2	3				