

Last information update: October 2024

Product configuration: MV08

MV08: 10 - cell Recessed luminaire - LED - Warm white - Flood optic



Product code

MV08: 10 - cell Recessed luminaire - LED - Warm white - Flood optic

Technical description

rectangular miniaturised recessed luminaire with 10 optical elements with LED lamps - fixed optics - flood beam angle. Main body with die-cast aluminium radiant surface, version with perimeter surface frame. Metallised thermoplastic high definition optics, integrated in a rear position in the black anti-glare screen; the structure of the optical system prevents a pinpoint effect, allowing precise, circular light distribution and emission with controlled glare . Warm white high colour rendering LED

Installation

recessed with steel wire springs for false ceilings from 1 to 25 mm thick - preparation hole 37 x 274


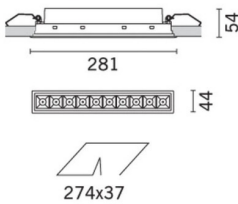
Colour

White (01) | Black / Black (43) | Black / White (47)

Mounting

wall recessed|ceiling recessed

Complies with EN60598-1 and pertinent regulations

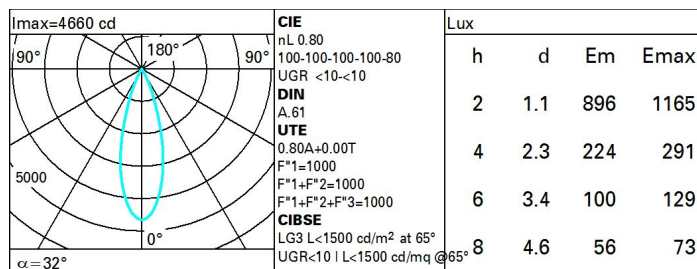


On the visible part of the product once installed

Technical data

Im system:	1358	CRI (typical):	97
W system:	21	Colour temperature [K]:	2700
Im source:	1700	MacAdam Step:	3
W source:	21	Life Time LED 1:	50,000h - L90 - B10 (Ta 25°C)
Luminous efficiency (lm/W, real value):	64.7	Lamp code:	LED
Im in emergency mode:	-	Number of lamps for optical assembly:	1
Total light flux at or above an angle of 90° [Lm]:	0	ZVEI Code:	LED
Light Output Ratio (L.O.R.) [%]:	80	Number of optical assemblies:	1
Beam angle [°]:	31°	LED current [mA]:	700
CRI (minimum):	95		

Polar



Utilisation factors

R	77	75	73	71	55	53	33	00	DRR
K0.8	72	69	66	64	68	66	65	63	78
1.0	75	72	70	68	71	69	69	66	83
1.5	79	77	75	73	76	74	73	71	89
2.0	81	80	78	77	79	77	76	74	93
2.5	83	82	81	80	80	79	79	77	96
3.0	84	83	82	81	82	81	80	78	98
4.0	85	84	84	83	83	82	81	79	99
5.0	85	85	85	84	84	83	82	80	100

UGR diagram

Corrected UGR values (at 1700 lm bare lamp luminous flux)											
Reflect.:		0.70	0.70	0.50	0.50	0.30	0.70	0.70	0.50	0.50	0.30
ceiling/cav		0.70	0.70	0.50	0.50	0.30	0.70	0.70	0.50	0.50	0.30
walls		0.50	0.30	0.50	0.30	0.30	0.50	0.30	0.50	0.30	0.30
work pl.		0.20	0.20	0.20	0.20	0.20	0.20	0.20	0.20	0.20	0.20
Room dim		viewed crosswise					viewed endwise				
x	y										
2H	2H	-3.7	-3.2	-3.4	-3.0	-2.7	-3.7	-3.2	-3.4	-3.0	-2.7
	3H	-3.8	-3.4	-3.5	-3.1	-2.8	-3.8	-3.4	-3.5	-3.1	-2.8
	4H	-3.9	-3.5	-3.6	-3.2	-2.9	-3.9	-3.5	-3.6	-3.2	-2.9
	6H	-4.0	-3.6	-3.6	-3.3	-3.0	-4.0	-3.6	-3.6	-3.3	-3.0
	8H	-4.0	-3.6	-3.7	-3.3	-3.0	-4.0	-3.6	-3.7	-3.3	-3.0
	12H	-4.1	-3.7	-3.7	-3.4	-3.0	-4.1	-3.7	-3.7	-3.4	-3.0
4H	2H	-3.9	-3.5	-3.6	-3.2	-2.9	-3.9	-3.5	-3.6	-3.2	-2.9
	3H	-4.1	-3.7	-3.7	-3.4	-3.0	-4.1	-3.7	-3.7	-3.4	-3.0
	4H	-4.2	-3.8	-3.8	-3.5	-3.1	-4.2	-3.8	-3.8	-3.5	-3.1
	6H	-4.2	-4.0	-3.8	-3.6	-3.1	-4.2	-4.0	-3.8	-3.6	-3.1
	8H	-4.3	-4.0	-3.9	-3.6	-3.2	-4.3	-4.0	-3.9	-3.6	-3.2
	12H	-4.3	-4.1	-3.9	-3.7	-3.2	-4.3	-4.1	-3.9	-3.7	-3.2
8H	4H	-4.3	-4.0	-3.9	-3.6	-3.2	-4.3	-4.0	-3.9	-3.6	-3.2
	6H	-4.4	-4.2	-3.9	-3.7	-3.2	-4.4	-4.2	-3.9	-3.7	-3.2
	8H	-4.4	-4.3	-4.0	-3.8	-3.3	-4.4	-4.3	-4.0	-3.8	-3.3
	12H	-4.5	-4.3	-4.0	-3.8	-3.3	-4.5	-4.3	-4.0	-3.8	-3.3
12H	4H	-4.3	-4.1	-3.9	-3.7	-3.2	-4.3	-4.1	-3.9	-3.7	-3.2
	6H	-4.4	-4.3	-4.0	-3.8	-3.3	-4.4	-4.3	-4.0	-3.8	-3.3
	8H	-4.5	-4.3	-4.0	-3.8	-3.3	-4.5	-4.3	-4.0	-3.8	-3.3
Variations with the observer position at spacing:											
S =	1.0H	0.8 / -18.5					0.8 / -18.5				
	1.5H	9.6 / -18.7					9.6 / -18.7				
	2.0H	11.6 / -23.0					11.6 / -23.0				