

Deep Minimal

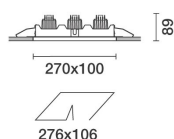

Design iGuzzini

iGuzzini

Last information update: October 2023

Product configuration: P914

P914: Deep Minimal - 3 elements - CoB warm LED - flood beam - dimmable DALI



Product code

P914: Deep Minimal - 3 elements - CoB warm LED - flood beam - dimmable DALI **Attention! Code no longer in production**

Technical description

Three element recessed luminaire for LED lamps. Minimal (frameless) version with no contact frame. Shaped stainless steel sheet structural frame specifically designed for flush with ceiling application using the adapter supplied. Die-cast aluminium, twin swivel universal joints located in a position set back from the installation surface to guarantee a high level of visual comfort. Tilts $\pm 30^\circ$ around both the horizontal and vertical axes. Die-cast aluminium lighting bodies designed to optimise heat dispersal. High efficiency aluminium reflectors - flood angle. High color rendering index, warm white LED lamps. Each lamp unit has its own glass cover. Control gear unit included.

Installation

Recessed in 12.5 mm thick false ceilings. The aluminium adapter is designed for filling, smoothing and finishing the false ceiling before inserting the recessed unit. Steel wire fixing springs. Preparation hole 106 x 276

Colour

White (01) | Black (04)

Mounting

ceiling recessed

Wiring

Complete with DALI dimmable control gear unit connected to the luminaire. Wiring for connecting to mains network on driver terminal board.

Notes

Accessories available: refractor for elliptical flow distribution - interchangeable reflectors - adapter for installation in 15 mm thick false ceilings

Complies with EN60598-1 and pertinent regulations



IP20

IP23

On the visible part of the product once installed



Technical data

lm system:	2248	Colour temperature [K]:	3000
W system:	32.2	MacAdam Step:	3
lm source:	950	Life Time LED 1:	> 50,000h - L80 - B10 (Ta 25°C)
W source:	8.4	Ballast losses [W]:	2.3
Luminous efficiency (lm/W, real value):	69.8	Lamp code:	LED
lm in emergency mode:	-	Number of lamps for optical assembly:	1
Total light flux at or above an angle of 90° [Lm]:	0	ZVEI Code:	LED
Light Output Ratio (L.O.R.) [%]:	79	Number of optical assemblies:	3
Beam angle [°]:	42°	Control:	DALI
CRI (minimum):	90		

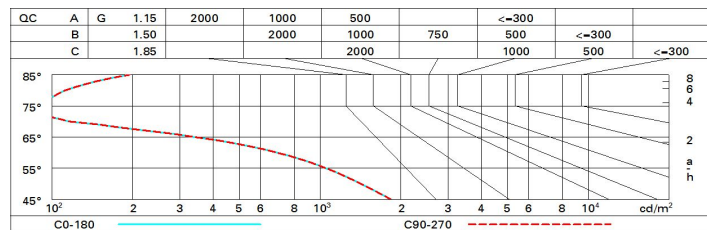
Polar

Imax=1639 cd		CIE nL 0.79 99-100-100-100-79 UGR <10-<10 DIN A.61 UTE 0.79A+0.00T F*1=991 F*1+F*2=999 F*1+F*2+F*3=1000 CIBSE LG3 L<1500 cd/m² at 65° UGR<10 L<1500 cd/mq @ 65°	Lux			
90°	180°		h	d	Em	E _{max}
			2	1.5	328	410
			4	3.1	82	102
			6	4.6	36	46
			8	6.1	21	26

Utilisation factors

R	77	75	73	71	55	53	33	00	DRR
K0.8	71	67	65	63	67	64	64	61	78
1.0	74	71	68	67	70	68	68	65	82
1.5	78	75	73	72	74	73	72	70	88
2.0	80	78	77	76	77	76	75	73	93
2.5	82	80	79	78	79	78	77	75	95
3.0	83	82	81	80	81	80	79	77	98
4.0	84	83	83	82	82	81	80	78	99
5.0	84	84	83	83	82	82	81	79	100

Luminance curve limit



UGR diagram

Corrected UGR values (at 950 lm bare lamp luminous flux)											
Reflect.: ceiling/cav walls work pl. Room dim x y		0.70	0.70	0.50	0.50	0.30	0.70	0.70	0.50	0.50	0.30
		0.50	0.30	0.50	0.30	0.30	0.50	0.30	0.50	0.30	0.30
		0.20	0.20	0.20	0.20	0.20	0.20	0.20	0.20	0.20	0.20
		viewed crosswise					viewed endwise				
2H	2H	3.6	4.2	3.9	4.4	4.7	3.6	4.2	3.9	4.4	4.7
	3H	3.5	4.0	3.8	4.3	4.6	3.6	4.1	3.9	4.4	4.6
	4H	3.5	3.9	3.8	4.2	4.5	3.5	4.0	3.8	4.3	4.6
	6H	3.4	3.8	3.7	4.1	4.5	3.4	3.9	3.8	4.2	4.5
	8H	3.4	3.8	3.7	4.1	4.4	3.4	3.8	3.8	4.2	4.5
	12H	3.3	3.7	3.7	4.1	4.4	3.4	3.8	3.7	4.1	4.5
4H	2H	3.5	4.0	3.8	4.3	4.6	3.5	3.9	3.8	4.2	4.5
	3H	3.4	3.8	3.8	4.1	4.5	3.4	3.8	3.8	4.1	4.5
	4H	3.3	3.7	3.7	4.0	4.4	3.3	3.7	3.7	4.0	4.4
	6H	3.2	3.5	3.7	3.9	4.4	3.2	3.5	3.7	3.9	4.4
	8H	3.2	3.5	3.6	3.9	4.3	3.2	3.5	3.6	3.9	4.3
	12H	3.2	3.4	3.6	3.8	4.3	3.1	3.4	3.6	3.8	4.3
8H	4H	3.2	3.5	3.6	3.9	4.3	3.2	3.5	3.6	3.9	4.3
	6H	3.1	3.3	3.6	3.8	4.3	3.1	3.3	3.6	3.8	4.3
	8H	3.1	3.3	3.5	3.7	4.2	3.1	3.3	3.5	3.7	4.2
	12H	3.0	3.2	3.5	3.7	4.2	3.0	3.2	3.5	3.7	4.2
12H	4H	3.1	3.4	3.6	3.8	4.3	3.2	3.4	3.6	3.8	4.3
	6H	3.0	3.3	3.5	3.7	4.2	3.1	3.3	3.6	3.7	4.2
	8H	3.0	3.2	3.5	3.7	4.2	3.0	3.2	3.5	3.7	4.2
Variations with the observer position at spacing:											
S =	1.0H	5.3 / -4.9					5.3 / -4.9				
	1.5H	8.0 / -7.8					8.0 / -7.8				
	2.0H	9.9 / -11.8					9.9 / -11.8				