


Last information update: June 2023

Product configuration: MJ35

MJ35: continuous line module L 1381 - Low Contrast - neutral white LED - up / down lighting - integrated DALI dimmable control gear
- general light optic

**Product code**

MJ35: continuous line module L 1381 - Low Contrast - neutral white LED - up / down lighting - integrated DALI dimmable control gear
- general light optic **Attention! Code no longer in production**

Technical description

modular pendant system with LED lamps. Module for general light (Low Contrast) specifically for continuous line; down light emission (approx. 80%) - up light emission (approx. 20%). Very thin aluminium profile. For serial installation the modules must be completed with the necessary accessory components. PMMA diffuser screen for down light emission; frosted polycarbonate upper screens. A control system, integrated with the DALI dimmable electronic control gear, stabilises current and voltage values, guaranteeing correct LED lamp operation and longer life, also making the light flow emitted very even. Neutral white LED.

Installation

pendant, in a continuous line. Accessories and components available: linear joint (MX71) for joining adjacent modules, including intermediate suspension cable; pair of end caps (MX70) for start/end of continuous line; base for power cable (max. L 1500 mm) and suspension cable (MX72) with ceiling anchor plate; start/end suspension cable (MX73); the suspension cables are made of steel and include a rapid adjustment system. All ceiling attachments use screws and screw anchors (not supplied)

Colour

White (01) | Grey (15)

Weight (Kg)

4.04

Mounting

ceiling pendant

Wiring

the module is fitted with 5-pin terminal blocks for pass-through wiring at the ends; the accessory power base (MX72) has a quick-coupling terminal block for connection to the mains. Product complete with DALI dimmable electronic control gear, equipped with current stabiliser, integrated in the module. Down light / up light switch on separation: not available.

Notes

installation in a continuous line allowed: pendant; use the accessories envisaged. Possibility of creating continuous lines using mixed modules - Low Contrast / High Contrast - however, it is important to consider the different lengths and the specific possibilities for wiring between the various modules

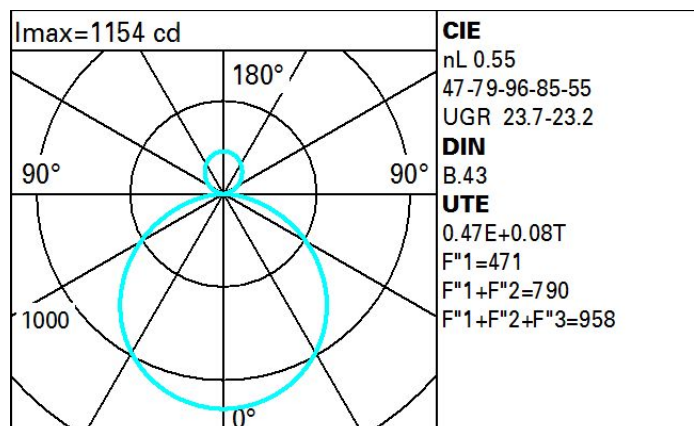
Complies with EN60598-1 and pertinent regulations



IP20

**Technical data**

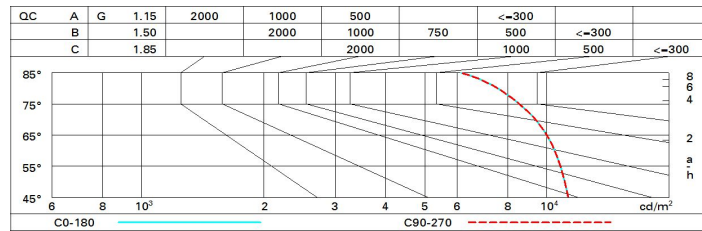
lm system:	3905	Colour temperature [K]:	4000
W system:	46.4	MacAdam Step:	3
lm source:	7100	Life Time LED 1:	> 50,000h - L80 - B10 (Ta 25°C)
W source:	39.4	Ballast losses [W]:	7
Luminous efficiency (lm/W, real value):	84.2	Lamp code:	LED
lm in emergency mode:	-	Number of lamps for optical assembly:	1
Total light flux at or above an angle of 90° [Lm]:	587	ZVEI Code:	LED
Light Output Ratio (L.O.R.) [%]:	55	Number of optical assemblies:	1
CRI (minimum):	80	Control:	DALI

Polar

Utilisation factors

R	77	75	73	71	55	53	33	00	DRR
K0.8	34	29	25	22	27	23	22	18	39
1.0	38	32	29	26	31	27	26	22	46
1.5	43	39	36	33	37	34	32	28	59
2.0	46	43	40	38	41	38	36	32	68
2.5	48	45	43	41	43	41	39	35	74
3.0	50	47	45	43	45	43	41	36	78
4.0	52	49	48	46	47	45	43	39	83
5.0	53	51	49	48	48	47	45	40	86

Luminance curve limit



UGR diagram

Corrected UGR values (at 7100 lm bare lamp luminous flux)											
Reflect.:											
ceil/cav		0.70	0.70	0.50	0.50	0.30	0.70	0.70	0.50	0.50	0.30
walls		0.50	0.30	0.50	0.30	0.30	0.50	0.30	0.50	0.30	0.30
work pl.		0.20	0.20	0.20	0.20	0.20	0.20	0.20	0.20	0.20	0.20
Room dim		viewed					viewed				
x	y	crosswise					endwise				
2H	2H	20.0	21.0	20.6	21.5	22.1	20.0	21.0	20.6	21.5	22.1
	3H	21.5	22.4	22.1	23.0	23.6	20.5	21.4	21.1	21.9	22.5
	4H	22.1	22.9	22.7	23.5	24.1	20.7	21.5	21.2	22.0	22.7
	6H	22.5	23.3	23.1	23.8	24.5	20.7	21.5	21.3	22.0	22.7
	8H	22.6	23.4	23.2	23.9	24.6	20.7	21.4	21.3	22.0	22.7
	12H	22.7	23.4	23.3	24.0	24.7	20.7	21.4	21.3	22.0	22.6
4H	2H	20.7	21.5	21.2	22.0	22.7	22.1	22.9	22.7	23.5	24.1
	3H	22.3	23.0	22.9	23.6	24.3	22.7	23.4	23.3	24.0	24.7
	4H	23.0	23.6	23.6	24.2	24.9	23.0	23.6	23.6	24.2	24.9
	6H	23.5	24.1	24.2	24.7	25.4	23.2	23.7	23.8	24.4	25.1
	8H	23.7	24.2	24.4	24.8	25.6	23.2	23.7	23.9	24.4	25.1
	12H	23.8	24.2	24.5	24.9	25.7	23.2	23.7	23.9	24.3	25.1
8H	4H	23.2	23.7	23.9	24.4	25.1	23.7	24.2	24.4	24.8	25.6
	6H	23.9	24.3	24.6	25.0	25.8	24.0	24.4	24.7	25.1	25.9
	8H	24.1	24.5	24.8	25.2	26.0	24.1	24.5	24.8	25.2	26.0
	12H	24.3	24.6	25.0	25.3	26.1	24.2	24.5	24.9	25.2	26.0
12H	4H	23.2	23.7	23.9	24.3	25.1	23.8	24.2	24.5	24.9	25.7
	6H	23.9	24.3	24.6	25.0	25.8	24.1	24.5	24.8	25.2	26.0
	8H	24.2	24.5	24.9	25.2	26.0	24.3	24.6	25.0	25.3	26.1
Variations with the observer position at spacing:											
S =	1.0H	0.1 / -0.1					0.1 / -0.1				
	1.5H	0.3 / -0.4					0.3 / -0.4				
	2.0H	0.4 / -0.6					0.4 / -0.6				