


Last information update: January 2025

Product configuration: MU88.43

MU88.43: Square Recessed luminaire - LED - Warm white - Flood optic - 2W 157.5lm - 3000K - CRI 95 - Black / Black



Product code

MU88.43: Square Recessed luminaire - LED - Warm white - Flood optic - 2W 157.5lm - 3000K - CRI 95 - Black / Black

Technical description

square miniaturised recessed luminaire for single LED - fixed optic - flood beam angle. Main body with die-cast aluminium radiant surface, version with perimeter surface frame. Metallised thermoplastic high definition optic, integrated in a rear position in the black anti-glare screen. Connecting cable supplied. Ballast not included, available with separate code. Warm white high colour rendering LED

Installation

recessed with steel wire springs for false ceilings from 1 to 20 mm thick - preparation hole 35 x 35

Colour

Black / Black (43)

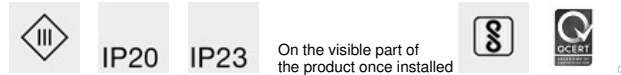
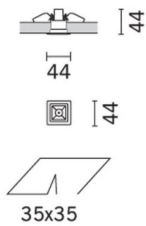
Mounting

wall recessed|ceiling recessed

Wiring

direct current ballasts to be ordered separately: electronic (MXF9) for max. 7 LEDs; 0-10V dimmable (Y360) for max. 18 LEDs; DALI dimmable (BZM4) for max. 20 LEDs (check instructions leaflet for compatible lengths of cables to be used)

Complies with EN60598-1 and pertinent regulations



On the visible part of the product once installed

Technical data

lm system:	157	CRI (typical):	97
W system:	2	Colour temperature [K]:	3000
lm source:	190	MacAdam Step:	3
W source:	2	Life Time LED 1:	50,000h - L90 - B10 (Ta 25°C)
Luminous efficiency (lm/W, real value):	78.7	Lamp code:	LED
lm in emergency mode:	-	Number of lamps for optical assembly:	1
Total light flux at or above an angle of 90° [Lm]:	0	ZVEI Code:	LED
Light Output Ratio (L.O.R.) [%]:	83	Number of optical assemblies:	1
Beam angle [°]:	32°	LED current [mA]:	700
CRI (minimum):	95		

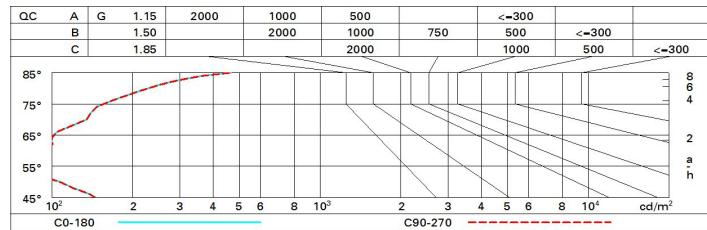
Polar

	CIE nL 0.83 100-100-100-100-83 UGR <10-<10 DIN A.61 UTE 0.83A+0.00T F*1=999 F*1+F*2=999 F*1+F*2+F*3=1000 CIBSE LG3 L<1500 cd/m² at 65° UGR<10 L<1500 cd/mq @65°	Lux			
		h	d	Em	E _{max}
		1	0.6	411	529
		2	1.1	103	132
		3	1.7	46	59
4	2.3	26	33		

Utilisation factors

R	77	75	73	71	55	53	33	00	DRR
K0.8	75	71	68	66	70	68	68	65	78
1.0	78	75	72	70	74	72	71	69	83
1.5	82	79	77	76	78	77	76	73	89
2.0	84	83	81	80	81	80	79	77	93
2.5	86	85	84	83	83	82	82	79	96
3.0	87	86	85	85	85	84	83	81	98
4.0	88	87	87	86	86	86	84	82	99
5.0	89	88	88	87	87	86	85	83	100

Luminance curve limit



UGR diagram

Corrected UGR values (at 190 lm bare lamp luminous flux)											
Reflect.:		viewed crosswise					viewed endwise				
ceiling/cav		0.70	0.70	0.50	0.50	0.30	0.70	0.70	0.50	0.50	0.30
walls		0.50	0.30	0.50	0.30	0.30	0.50	0.30	0.50	0.30	0.30
work pl.		0.20	0.20	0.20	0.20	0.20	0.20	0.20	0.20	0.20	0.20
Room dim											
x	y										
2H	2H	-2.9	-2.4	-2.6	-2.1	-1.9	-2.9	-2.4	-2.6	-2.1	-1.9
	3H	-2.9	-2.5	-2.6	-2.2	-1.9	-3.0	-2.5	-2.7	-2.3	-2.0
	4H	-3.0	-2.5	-2.6	-2.2	-1.9	-3.1	-2.6	-2.7	-2.3	-2.0
	6H	-2.9	-2.5	-2.6	-2.2	-1.9	-3.1	-2.7	-2.8	-2.4	-2.1
	8H	-2.9	-2.5	-2.5	-2.2	-1.8	-3.2	-2.8	-2.8	-2.4	-2.1
	12H	-2.8	-2.4	-2.4	-2.1	-1.7	-3.2	-2.8	-2.8	-2.5	-2.1
4H	2H	-3.1	-2.6	-2.7	-2.3	-2.0	-3.0	-2.5	-2.6	-2.2	-1.9
	3H	-3.1	-2.7	-2.7	-2.4	-2.1	-3.1	-2.7	-2.7	-2.4	-2.0
	4H	-3.1	-2.8	-2.7	-2.4	-2.0	-3.1	-2.8	-2.7	-2.4	-2.0
	6H	-3.0	-2.7	-2.6	-2.3	-1.9	-3.2	-2.9	-2.7	-2.5	-2.1
	8H	-2.9	-2.6	-2.5	-2.2	-1.8	-3.2	-2.9	-2.7	-2.5	-2.1
	12H	-2.7	-2.5	-2.2	-2.0	-1.6	-3.2	-3.0	-2.8	-2.5	-2.1
8H	4H	-3.2	-2.9	-2.7	-2.5	-2.1	-2.9	-2.6	-2.5	-2.2	-1.8
	6H	-3.0	-2.8	-2.5	-2.3	-1.9	-2.8	-2.6	-2.4	-2.2	-1.7
	8H	-2.8	-2.6	-2.3	-2.1	-1.7	-2.8	-2.6	-2.3	-2.1	-1.7
	12H	-2.4	-2.3	-1.9	-1.8	-1.3	-2.7	-2.6	-2.2	-2.1	-1.6
12H	4H	-3.2	-3.0	-2.8	-2.5	-2.1	-2.7	-2.5	-2.2	-2.0	-1.6
	6H	-3.0	-2.8	-2.5	-2.3	-1.8	-2.6	-2.4	-2.1	-1.9	-1.4
	8H	-2.7	-2.6	-2.2	-2.1	-1.6	-2.4	-2.3	-1.9	-1.8	-1.3
Variations with the observer position at spacing:											
S =	1.0H	5.6 / -3.8					5.6 / -3.8				
	1.5H	8.3 / -4.0					8.3 / -4.0				
	2.0H	10.3 / -4.1					10.3 / -4.1				