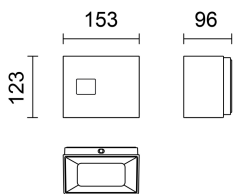



Last information update: July 2025

Product configuration: 743D+X799.01

743D: Surface-mounted luminaire with integrated HF presence and twilight sensor – Warm White – Integrated power supply – AF (Up) + AF (Down) optics – Casambi – Programmable

**Product code**

743D: Surface-mounted luminaire with integrated HF presence and twilight sensor – Warm White – Integrated power supply – AF (Up) + AF (Down) optics – Casambi – Programmable

Technical description

Surface-mounted luminaire with Warm White LED lamps fitted with an integrated HF presence and twilight sensor and AF (Up) + AF (Down) optics. Consists of an optical assembly, a top glass, a bottom glass and a cover raster to be purchased separately. The optical assembly is made of an aluminium alloy, subjected to a multi-step, pre-treatment process in which the main phases are degreasing, fluorozirconation (a protective surface film) and sealing (with a nano-structured silane layer). The following painting stage consists of a primer and a liquid acrylic paint, cured at 150°C, with a high level of weather and UV ray resistance. The tempered sodium-calcium upper cover glass has black serigraphy on the edge and is 5mm thick. The tempered sodium-calcium lower cover glass has black serigraphy on the edge and is 4mm thick. The product is supplied with a flush-mounted aluminium optic for the upper optical assembly to obtain maximum efficiency and an aluminium optic in a set back position for the lower optical assembly to obtain maximum visual comfort. The presence and twilight sensor operates either with plug&play default values or values that can be edited using the Casambi app available from the App Store and Play Store. The product operates in a mesh with Casambi Bluetooth versions. The product is equipped with an opening at the front to help sensor operation and is closed with a transparent PMMA cover. It is fitted with a PG13.5 cable gland for Ø8.5mm to Ø12.5mm diameter cables. All external screws used are made of A2 stainless steel.

Installation

The product is fixed to the wall by opening the plate on the back of it, securing it to the wall and then rapidly fixing the luminaire to it.

Colour

White (01) | Black (04) | Green (07) | Grey (15) | Rust Brown (F5)

Weight (Kg)

1.66


Mounting

wall surface

Notes

The raster (whether flush-mounted, with a visible border or a PMMA screen) must be fitted and can be purchased separately. The presence and twilight sensor should be programmed using the Casambi app available from the App Store and Play Store. The product operates in a mesh with Casambi technology.

Complies with EN60598-1 and pertinent regulations

**Technical data**

Im system:	1675.35	Life Time LED 2:	100,000h - L80 - B10 (Ta 40C)
W system:	13.9	Voltage [Vin]:	230
Im source:	2190	Lamp code:	LED
W source:	11	Number of lamps for optical assembly:	1
Luminous efficiency (Im/W, real value):	120.53	ZVEI Code:	LED
Im in emergency mode:	-	Number of optical assemblies:	1
Total light flux at or above an angle of 90° [Lm]:	868.0	Intervallo temperatura ambiente:	from -30°C to 50°C.
Light Output Ratio (L.O.R.) [%]:	77	Power factor:	See installation instructions
Beam angle [°]:	61° / 106°	Inrush current:	20 A / 25 µs
CRI:	80	Maximum number of luminaires of this type per miniature circuit breaker:	B10A: 81 luminaires B16A: 130 luminaires C10A: 135 luminaires C16A: 221 luminaires
Colour temperature [K]:	3500	Overvoltage protection:	0kV Common mode & 0kV Differential mode
MacAdam Step:	3	Control:	HF Motion Casambi
Life Time LED 1:	100,000h - L80 - B10 (Ta 25C)		