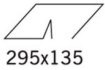
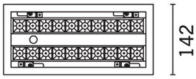
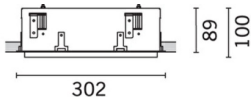


Last information update: April 2025

**Product configuration: MQ36**

MQ36: Adjustable 2 x 10 - cell Recessed frame - LED - Warm white - DALI dimmable power supply - WideFlood Beam



**Product code**

MQ36: Adjustable 2 x 10 - cell Recessed frame - LED - Warm white - DALI dimmable power supply - WideFlood Beam

**Technical description**

Recessed rectangular luminaire with LEDs. Shaped steel sheet structural compartment with outer rim. The two linear elements with 10 lighting cells, in die-cast aluminium and independently adjustable, can be used to direct the emission with a tilting adjustability of +/- 30°. Metallised thermoplastic high definition optics, integrated in a rear position in the black anti-glare screen; the structure of the optical system prevents a pinpoint effect, allowing precise, circular light distribution and emission with controlled glare. Supplied with DALI dimmable control gear connected to the luminaire. Warm white high chromatic yield LED.

**Installation**

recessed with mechanical blocking system for false ceilings from 1 to 25 mm; can be installed on ceilings and walls (vertical + horizontal) - preparation slot 135 x 295

**Colour**

Black / Black (43) | Black / White (47) | Grey / Black (74)\*

**Weight (Kg)**

2.8

\* Colours on request

**Mounting**

wall recessed|ceiling recessed

**Wiring**

on power box: screw connections

**Notes**

dimming function with pushbutton (TOUCH DIM/PUSH): for this option consult the instructions included in the package

Complies with EN60598-1 and pertinent regulations



**Technical data**

Im system:	3068.41	Life Time LED 1:	50,000h - L90 - B10 (Ta 25C)
W system:	46.5	Lamp code:	LED
Im source:	1850	Number of lamps for optical assembly:	1
W source:	20	ZVEI Code:	LED
Luminous efficiency (Im/W, real value):	65.99	Number of optical assemblies:	2
Im in emergency mode:	-	Power factor:	See installation instructions
Total light flux at or above an angle of 90° [Lm]:	0.0	Inrush current:	10 A / 200 µs
Light Output Ratio (L.O.R.) [%]:	83	Maximum number of luminaires of this type per miniature circuit breaker:	B10A: 18 luminaires B16A: 30 luminaires C10A: 31 luminaires C16A: 51 luminaires
Beam angle [°]:	48°	Minimum dimming %:	1
CRI:	95	Overvoltage protection:	0kV Common mode & 0kV Differential mode
Colour temperature [K]:	3000	Control:	DALI-2
MacAdam Step:	3		