

Last information update: May 2024

Product configuration: MC22

MC22: Square recessed luminaire - 226x226 mm H=103 mm - LED warm white - electronic ballast - general light optic with controlled luminance UGR<19

**Product code**MC22: Square recessed luminaire - 226x226 mm H=103 mm - LED warm white - electronic ballast - general light optic with controlled luminance UGR<19 **Attention! Code no longer in production****Technical description**

Recessed fixed square luminaire designed to use a LED lamp. Version with rim for surface-mounting. Reflector vacuum-metallised with aluminium vapours with an anti-scratch protective layer. Die-cast aluminium body and passive dissipation system. Product complete with 3000 lm LED unit in a warm white tone 3000K and electronic driver separate from the luminaire. Light distribution UGR<19 with controlled luminance.

Installation

Recessed using torsion springs which allow easy installation in false ceilings with thickness ranging from 1 mm to 25 mm.

Colour

White / Aluminium (39)

Weight (Kg)

2.11

Mounting

ceiling recessed

Wiring

Product complete with electronic components

Complies with EN60598-1 and pertinent regulations

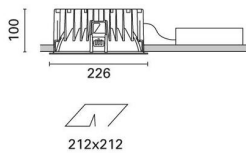


IP20

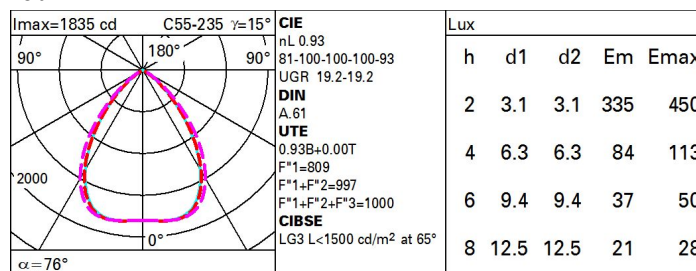
IP23



pending

**Technical data**

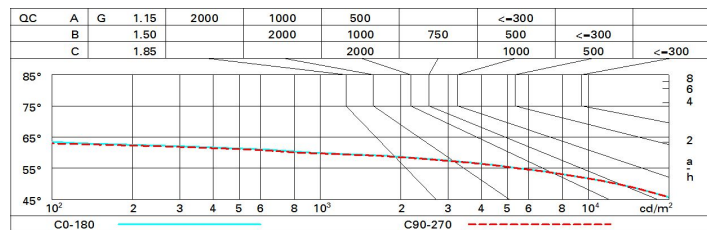
lm system:	2789	CRI:	80
W system:	28.2	Colour temperature [K]:	3000
lm source:	3000	MacAdam Step:	3
W source:	24	Life Time LED 1:	50,000h - L80 - B10 (Ta 25°C)
Luminous efficiency (lm/W, real value):	98.9	Lamp code:	LED
lm in emergency mode:	-	Number of lamps for optical assembly:	1
Total light flux at or above an angle of 90° [Lm]:	0	ZVEI Code:	LED
Light Output Ratio (L.O.R.) [%]:	93	Number of optical assemblies:	1

Polar

Utilisation factors

R	77	75	73	71	55	53	33	00	DRR
K0.8	76	69	65	61	68	64	64	60	64
1.0	81	75	71	68	74	70	70	66	71
1.5	88	83	80	77	82	79	78	75	80
2.0	92	88	86	84	87	85	84	80	86
2.5	94	91	89	87	90	88	87	84	90
3.0	95	93	91	90	92	90	89	86	92
4.0	97	95	94	92	93	92	91	88	95
5.0	97	96	95	94	94	93	92	89	96

Luminance curve limit



UGR diagram

Corrected UGR values (at 3000 lm bare lamp luminous flux)											
Reflect.: ceiling walls work pl. Room dim x y		viewed crosswise					viewed endwise				
2H	2H	19.7	20.5	20.0	20.8	21.0	19.7	20.5	20.0	20.8	21.0
	3H	19.6	20.3	19.9	20.6	20.9	19.7	20.4	20.0	20.7	20.9
	4H	19.5	20.2	19.9	20.5	20.8	19.6	20.3	19.9	20.6	20.9
	6H	19.4	20.0	19.8	20.4	20.7	19.5	20.1	19.9	20.4	20.8
	8H	19.4	20.0	19.8	20.3	20.6	19.5	20.1	19.9	20.4	20.7
	12H	19.4	19.9	19.7	20.2	20.6	19.5	20.0	19.8	20.3	20.7
4H	2H	19.6	20.2	19.9	20.5	20.9	19.5	20.2	19.9	20.5	20.8
	3H	19.4	20.0	19.8	20.3	20.7	19.5	20.0	19.8	20.3	20.7
	4H	19.3	19.8	19.8	20.2	20.6	19.4	19.8	19.8	20.2	20.6
	6H	19.3	19.7	19.7	20.1	20.5	19.3	19.7	19.7	20.1	20.5
	8H	19.2	19.6	19.7	20.0	20.5	19.2	19.6	19.7	20.0	20.5
	12H	19.2	19.5	19.6	19.9	20.4	19.2	19.5	19.6	20.0	20.4
8H	4H	19.2	19.6	19.7	20.0	20.5	19.2	19.6	19.7	20.0	20.5
	6H	19.1	19.4	19.6	19.9	20.4	19.1	19.5	19.6	19.9	20.4
	8H	19.1	19.3	19.6	19.8	20.3	19.1	19.4	19.6	19.8	20.3
	12H	19.0	19.3	19.5	19.7	20.3	19.0	19.3	19.5	19.8	20.3
12H	4H	19.2	19.5	19.6	19.9	20.4	19.2	19.5	19.6	20.0	20.4
	6H	19.1	19.3	19.6	19.8	20.3	19.1	19.4	19.6	19.8	20.3
	8H	19.0	19.3	19.5	19.7	20.3	19.0	19.3	19.5	19.8	20.3
Variations with the observer position at spacing:											
S =		2.2 / -5.9					2.2 / -6.0				
		3.5 / -25.3					3.6 / -20.5				
		5.4 / -38.0					5.5 / -38.0				