

## Laser Blade XS

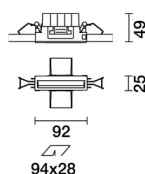

Design iGuzzini

iGuzzini

Last information update: May 2024

### Product configuration: Q602

Q602: Minimal 5 LED section - Wall Washer



### Product code

Q602: Minimal 5 LED section - Wall Washer **Attention! Code no longer in production**

### Technical description

Miniaturized recessed linear luminaire for LED lamps. Despite the ultracompact size of the product, the patented technology of the optic system guarantees an efficient and homogeneous effect on walls from top to bottom and avoids shadow zones near the ceiling. Main body with die-cast zamak radiant surface, minimal (frameless) version for mounting flush with the ceiling. Flux enhancer - superpure aluminium reflector - asymmetrical textured PMMA screen - black polycarbonate internal perimeter frame. Ballast not included, available with separate code.

### Installation

Recessed with steel wire springs on the specific adapter (included) which allows flush-mounting with the ceiling. Adapter fixed to false ceiling (compatible thicknesses of 12.5 / 15 / 20 mm) with screws; subsequent filling and smoothing operations; insertion of luminaire body and aesthetic end finishing. A special protective sheath allows finishing operations on the plasterboard to be simplified and speeded up. Preparation hole 28 x 94.

### Colour

Black (04)

### Weight (Kg)

0.37

### Mounting

ceiling recessed

### Wiring

On the power supply unit with terminal board included.

### Notes

The special steel wire spring provided is required to facilitate the eventual extraction of the recessed body once it has been inserted.

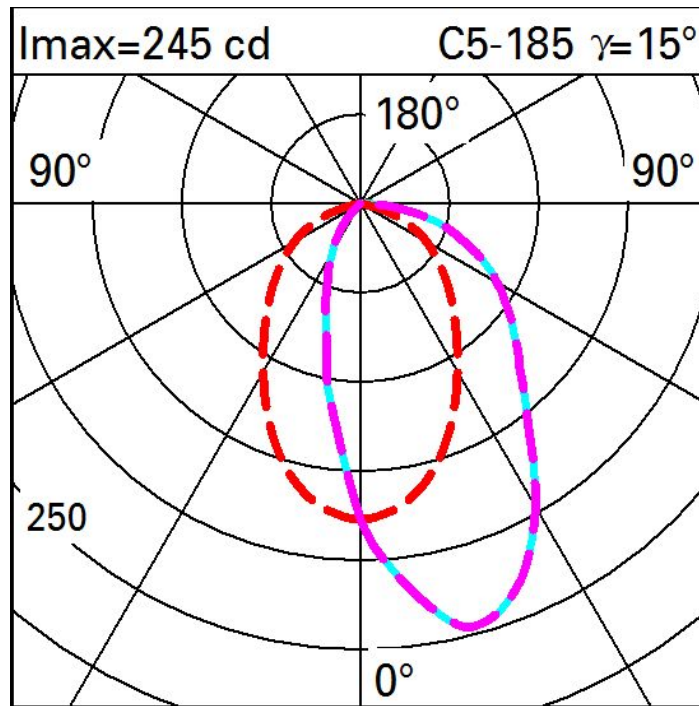
Complies with EN60598-1 and pertinent regulations



### Technical data

Im system:	327	Colour temperature [K]:	4000
W system:	12.7	MacAdam Step:	3
Im source:	860	Life Time LED 1:	> 50,000h - L80 - B10 (Ta 25°C)
W source:	9.7	Voltage [Vin]:	230
Luminous efficiency (Im/W, real value):	25.7	Lamp code:	LED
Im in emergency mode:	-	Number of lamps for optical assembly:	1
Total light flux at or above an angle of 90° [Lm]:	0	ZVEI Code:	LED
Light Output Ratio (L.O.R.) [%]:	38	Number of optical assemblies:	1
CRI (minimum):	90		

Polar



Illuminances

Lux											
						Wall distance = 1m					
3											
	0.6	2	4	13	34	56	34	13	4	2	0.6
2	1	3	7	16	33	46	33	16	7	3	1
	2	4	7	14	24	31	24	14	7	4	2
1	2	4	6	11	17	20	17	11	6	4	2
	2	3	5	8	11	13	11	8	5	3	2
0											
	m	-2	-1	0	1	2	3				