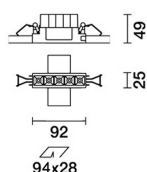



Last information update: June 2025

Product configuration: Q556

Q556: Minimal 5 cells - Wideflood beam - LED

**Product code**

Q556: Minimal 5 cells - Wideflood beam - LED

Technical description

Linear miniaturised recessed luminaire with 5 optical elements for LED lamps - fixed optic. Despite the ultracompact size of the product, the patented technology of the optic system guarantees an efficient flow and a high level of controlled glare visual comfort. Main body with die-cast zamak radiant surface, minimal (frameless) version for mounting flush with the ceiling. Metallised, thermoplastic, high definition Opti Beam reflectors, integrated in a set-back position in the anti-glare screen. Supplied with DALI power supply unit connected to the luminaire.

Installation

Recessed with steel wire springs on the specific adapter (included) which allows flush-mounting with the ceiling. Adapter fixed to false ceiling (compatible thicknesses of 12.5 / 15 / 20 mm) with screws; subsequent filling and smoothing operations; insertion of luminaire body and aesthetic end finishing. A special protective sheath allows finishing operations on the plasterboard to be simplified and speeded up. Preparation hole 28 x 94.

Weight (Kg)

0.37

Mounting

wall recessed|ceiling recessed

Wiring

On the power supply unit with terminal board included.

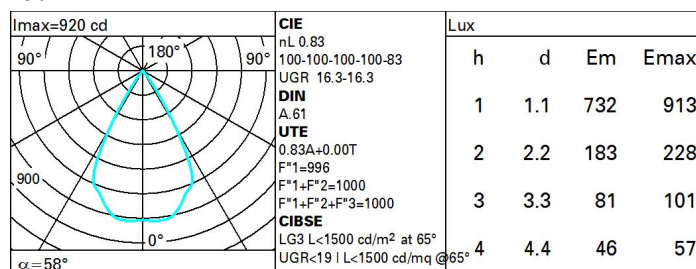
Notes

The special steel wire spring provided is required to facilitate the eventual extraction of the recessed body once it has been inserted.

Complies with EN60598-1 and pertinent regulations

**Technical data**

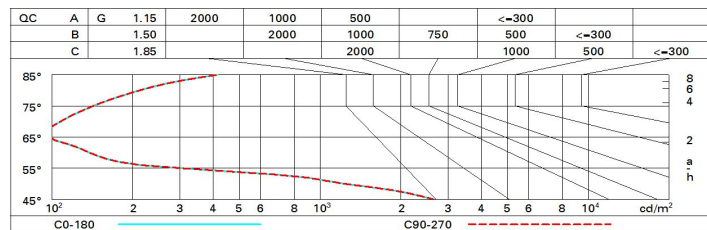
lm system:	722	Colour temperature [K]:	4000
W system:	12.4	MacAdam Step:	3
lm source:	870	Life Time LED 1:	> 50,000h - L80 - B10 (Ta 25°C)
W source:	9.7	Voltage [Vin]:	230
Luminous efficiency (lm/W, real value):	58.2	Lamp code:	LED
lm in emergency mode:	-	Number of lamps for optical assembly:	1
Total light flux at or above an angle of 90° [Lm]:	0	ZVEI Code:	LED
Light Output Ratio (L.O.R.) [%]:	83	Number of optical assemblies:	1
Beam angle [°]:	58°	Control:	DALI
CRI (minimum):	90		

Polar

Utilisation factors

R	77	75	73	71	55	53	33	00	DRR
K0.8	75	71	68	66	70	68	68	65	78
1.0	78	75	72	70	74	72	71	69	83
1.5	82	79	77	76	78	77	76	73	89
2.0	85	83	81	80	82	80	79	77	93
2.5	86	85	84	83	84	83	82	79	96
3.0	87	86	85	85	85	84	83	81	98
4.0	88	87	87	86	86	86	84	82	99
5.0	89	88	88	88	87	86	85	83	100

Luminance curve limit



UGR diagram

Corrected UGR values (at 870 lm bare lamp luminous flux)											
Reflect.: ceiling/cav walls work pl. Room dim x y		viewed crosswise					viewed endwise				
2H	2H	10.8	17.3	17.1	17.5	17.8	10.8	17.3	17.1	17.5	17.8
	3H	10.7	17.1	17.0	17.4	17.7	10.7	17.1	17.0	17.4	17.7
	4H	10.6	17.0	17.0	17.3	17.6	10.6	17.0	17.0	17.3	17.6
	6H	10.6	16.9	16.9	17.2	17.6	10.6	16.9	16.9	17.2	17.6
	8H	10.5	16.9	16.9	17.2	17.5	10.5	16.9	16.9	17.2	17.5
	12H	10.5	16.8	16.9	17.2	17.5	10.5	16.8	16.9	17.2	17.5
4H	2H	10.6	17.0	17.0	17.3	17.6	10.6	17.0	17.0	17.3	17.6
	3H	10.5	16.8	16.9	17.2	17.5	10.5	16.8	16.9	17.2	17.5
	4H	10.4	16.7	16.8	17.1	17.4	10.4	16.7	16.8	17.1	17.4
	6H	10.3	16.6	16.7	17.0	17.4	10.3	16.6	16.7	17.0	17.4
	8H	10.3	16.5	16.7	16.9	17.4	10.3	16.5	16.7	16.9	17.4
	12H	10.2	16.4	16.7	16.9	17.3	10.2	16.4	16.7	16.9	17.3
8H	4H	10.3	16.5	16.7	16.9	17.4	10.3	16.5	16.7	16.9	17.4
	6H	10.2	16.4	16.6	16.8	17.3	10.2	16.4	16.6	16.8	17.3
	8H	10.1	16.3	16.6	16.7	17.2	10.1	16.3	16.6	16.7	17.2
	12H	10.1	16.2	16.6	16.7	17.2	10.1	16.2	16.6	16.7	17.2
12H	4H	10.2	16.4	16.7	16.9	17.3	10.2	16.4	16.7	16.9	17.3
	6H	10.1	16.3	16.6	16.7	17.2	10.1	16.3	16.6	16.7	17.2
	8H	10.1	16.2	16.6	16.7	17.2	10.1	16.2	16.6	16.7	17.2
Variations with the observer position at spacing:											
S =		1.0H					0.5 / -24.9				
		1.5H					9.4 / -25.6				
		2.0H					11.4 / -25.8				