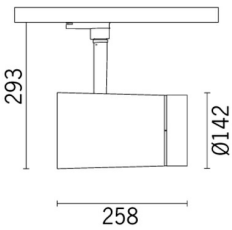


Last information update: October 2024

**Product configuration: P244**

P244: warm white large body spotlight - DALI ballast- wide flood optic



**Product code**

P244: warm white large body spotlight - DALI ballast- wide flood optic

**Technical description**

Adjustable spotlight with adapter for installation on DALI track for high output LED lamp with monochrome emission in a warm White (3,000K) tone. DALI ballast integrated in the product. Luminaire made of die-cast aluminium and thermoplastic material, allows 360° rotation about the vertical axis and 90° tilting relative to the horizontal plane. The luminaire has mechanical aiming locks for both movements, operated using the same tool on two screws, one at the side of the rod and one on the adapter for the track. Passive heat dissipation. Reflector in superpure mirrored aluminium with special faceting that improves the distribution of the light beam (OPTIBEAM). Spotlight can hold up to two flat accessories at the same time. Another external component can also be applied, selected from directional flaps and an anti-glare screen. All external accessories rotate 360° about the spotlight longitudinal axis.

**Installation**

On a DALI electrified track

**Colour**

White (01) | Black (04)

**Weight (Kg)**

3.05

**Mounting**

dali track|wall surface|ceiling surface

**Wiring**

DALI components housed in the luminaire

**Sistemi di controllo compatibili:**

- Quick BLE - Bluetooth Low Energy [↗](#)
- Quick DALI - Touch display 7" [↗](#)
- Quick DALI LMS Quick [↗](#)
- Master Pro Evo KNX [↗](#)

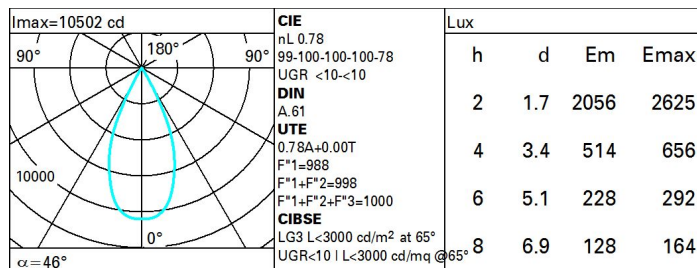
Complies with EN60598-1 and pertinent regulations



**Technical data**

Im system:	5382	MacAdam Step:	2
W system:	56.4	Life Time LED 1:	> 50,000h - L90 - B10 (Ta 25°C)
Im source:	6900	Lamp code:	LED
W source:	51	Number of lamps for optical assembly:	1
Luminous efficiency (Im/W, real value):	95.4	ZVEI Code:	LED
Im in emergency mode:	-	Number of optical assemblies:	1
Total light flux at or above an angle of 90° [Lm]:	0	Power factor:	See installation instructions
Light Output Ratio (L.O.R.) [%]:	78	Inrush current:	10 A / 200 µs
Beam angle [°]:	46°	Maximum number of luminaires of this type per miniature circuit breaker:	B10A: 18 luminaires B16A: 30 luminaires C10A: 31 luminaires C16A: 51 luminaires
CRI (minimum):	90	Overvoltage protection:	5kV Common mode & 4kV Differential mode
Colour temperature [K]:	3000	Control:	DALI-2

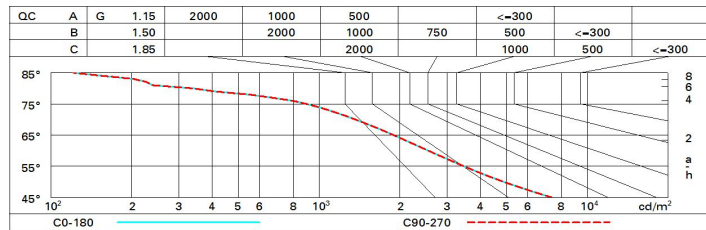
**Polar**



Utilisation factors

R	77	75	73	71	55	53	33	00	DRR
K0.8	70	66	64	62	66	63	63	61	78
1.0	73	70	68	66	69	67	67	64	82
1.5	77	74	73	71	74	72	71	69	88
2.0	79	78	76	75	76	75	74	72	93
2.5	81	79	78	77	78	77	77	74	95
3.0	82	81	80	79	80	79	78	76	97
4.0	83	82	82	81	81	80	79	77	99
5.0	83	83	82	82	82	81	80	78	100

Luminance curve limit



UGR diagram

Corrected UGR values (at 6900 lm bare lamp luminous flux)											
Reflect.:		viewed crosswise					viewed endwise				
ceiling/cav		0.70	0.70	0.50	0.50	0.30	0.70	0.70	0.50	0.50	0.30
walls		0.50	0.30	0.50	0.30	0.30	0.50	0.30	0.50	0.30	0.30
work pl.		0.20	0.20	0.20	0.20	0.20	0.20	0.20	0.20	0.20	0.20
Room dim		viewed crosswise					viewed endwise				
x	y										
2H	2H	9.3	9.9	9.5	10.1	10.3	9.3	9.9	9.5	10.1	10.3
	3H	9.2	9.8	9.6	10.0	10.3	9.2	9.7	9.5	10.0	10.3
	4H	9.2	9.7	9.5	10.0	10.3	9.2	9.7	9.5	9.9	10.2
	6H	9.1	9.6	9.5	9.9	10.2	9.1	9.5	9.4	9.9	10.2
	8H	9.1	9.5	9.5	9.9	10.2	9.0	9.5	9.4	9.8	10.2
12H	9.1	9.5	9.4	9.8	10.2	9.0	9.4	9.4	9.8	10.1	
4H	2H	9.2	9.7	9.5	9.9	10.2	9.2	9.7	9.5	10.0	10.3
	3H	9.1	9.6	9.5	9.9	10.3	9.1	9.6	9.5	9.9	10.3
	4H	9.1	9.5	9.5	9.8	10.2	9.1	9.5	9.5	9.8	10.2
	6H	9.0	9.3	9.4	9.7	10.2	9.0	9.3	9.4	9.7	10.2
	8H	9.0	9.3	9.4	9.7	10.1	9.0	9.3	9.4	9.7	10.1
12H	8.9	9.2	9.4	9.6	10.1	8.9	9.2	9.4	9.6	10.1	
8H	4H	9.0	9.3	9.4	9.7	10.1	9.0	9.3	9.4	9.7	10.1
	6H	8.9	9.1	9.4	9.6	10.1	8.9	9.1	9.4	9.6	10.1
	8H	8.8	9.1	9.3	9.5	10.0	8.8	9.1	9.3	9.5	10.0
	12H	8.8	9.0	9.3	9.5	10.0	8.8	9.0	9.3	9.5	10.0
12H	4H	8.9	9.2	9.4	9.6	10.1	8.9	9.2	9.4	9.6	10.1
	6H	8.8	9.1	9.3	9.5	10.0	8.8	9.1	9.3	9.5	10.0
	8H	8.8	9.0	9.3	9.5	10.0	8.8	9.0	9.3	9.5	10.0

Variations with the observer position at spacing:

S =	1.0H	5.1 / -5.3	5.1 / -5.3
	1.5H	7.8 / -6.9	7.8 / -6.9
	2.0H	9.8 / -8.1	9.8 / -8.1