

Reflex

Design iGuzzini

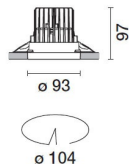
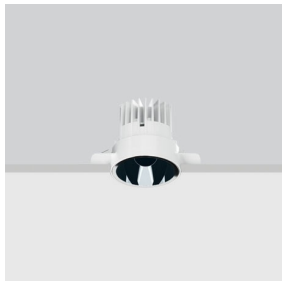
iGuzzini

Last information update: May 2024

Product configuration: MV48+PA53.01

MV48: Fixed circular recessed luminaire - Ø 96 mm - neutral white - medium optic - UGR<19

PA53.01: Minimal flange - White



Product code

MV48: Fixed circular recessed luminaire - Ø 96 mm - neutral white - medium optic - UGR<19 **Attention! Code no longer in production**

Technical description

Fixed round luminaire designed to use a LED lamp with C.O.B. technology. Version without rim for mounting flush with ceiling. Reflector vacuum-metallised with aluminium vapours with an anti-scratch protective layer. Die-cast aluminium body and passive dissipation system. Product complete with LED lamp in neutral white colour tone (4,000K). General light emission, with controlled luminance UGR<19 1500 cd/m2 $\alpha > 65^\circ$ medium optic.

Installation

Installation flush with the ceiling is for false ceilings 12.5 mm thick

Colour

Aluminium (12)

Weight (Kg)

0.68

Mounting

ceiling recessed

Wiring

product complete with an electronic ballast

Complies with EN60598-1 and pertinent regulations



IP20

IP43

On the visible part of the product once installed



Accessory code

PA53.01: Minimal flange - White **Attention! Code no longer in production**

Technical description

Adapter for plasterboard false ceilings and rapid flush with ceiling installations, specifically for fixed Reflex recessed luminaires. Made of plastic with a border for limiting plaster and holes for installation with screws and anchors suitable for plasterboard (included). Fastening the adapter to the installation surface does not require predefined panel thicknesses.

Installation

Preparation hole Ø 104 mm. Fastening the perforated perimeter rim to the installation surface (fixing screws included) - subsequent operations including filling, smoothing to the reference border and finishing - final insertion of the recessed luminaire (separate code) in the adapter.

Colour

White (01)

Weight (Kg)

0.05

Mounting

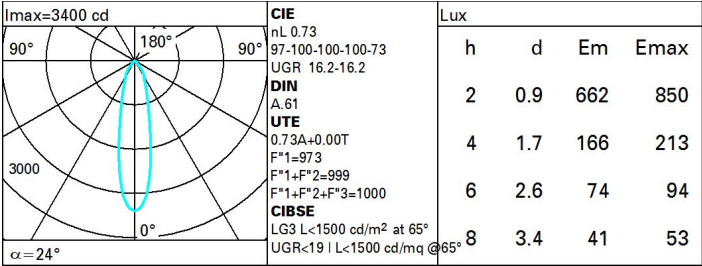
ceiling recessed

Complies with EN60598-1 and pertinent regulations

Technical data

Im system:	1093	CRI (minimum):	80
W system:	11.2	Colour temperature [K]:	4000
Im source:	1500	MacAdam Step:	2
W source:	8.9	Life Time LED 1:	> 50,000h - L80 - B10 (Ta 25°C)
Luminous efficiency (Im/W, real value):	97.6	Lamp code:	LED
Im in emergency mode:	-	Number of lamps for optical assembly:	1
Total light flux at or above an angle of 90° [Lm]:	0	ZVEI Code:	LED
Light Output Ratio (L.O.R.) [%]:	73	Number of optical assemblies:	1
Beam angle [°]:	24°		

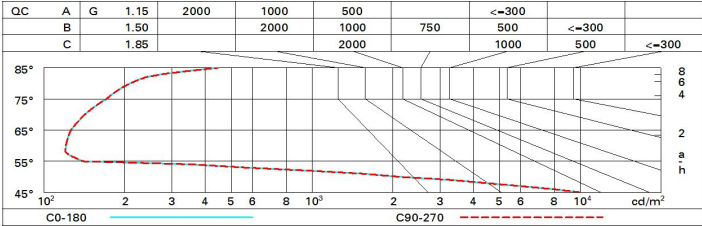
Polar



Utilisation factors

R	77	75	73	71	55	53	33	00	DRR
K0.8	65	61	59	57	61	58	58	56	77
1.0	68	65	62	61	64	62	62	59	81
1.5	72	69	67	66	68	67	66	64	88
2.0	74	72	71	70	71	70	69	67	92
2.5	75	74	73	72	73	72	71	69	95
3.0	76	75	75	74	74	73	73	71	97
4.0	77	76	76	75	75	75	74	72	99
5.0	78	77	77	76	76	76	74	73	100

Luminance curve limit



UGR diagram

Corrected UGR values (at 1500 lm bare lamp luminous flux)												
Reflect.: ceiling/cav walls work pl. Room dim x y		0.70	0.70	0.50	0.50	0.30	0.70	0.70	0.50	0.50	0.30	0.30
		0.50	0.30	0.50	0.30	0.30	0.50	0.30	0.50	0.30	0.30	0.30
		0.20	0.20	0.20	0.20	0.20	0.20	0.20	0.20	0.20	0.20	0.20
		viewed crosswise					viewed endwise					
2H	2H	17.0	18.7	17.4	19.0	19.3	17.0	18.7	17.4	19.0	19.3	
	3H	16.9	18.2	17.3	18.5	18.8	16.9	18.2	17.3	18.5	18.8	
	4H	16.8	18.0	17.2	18.3	18.6	16.8	18.0	17.2	18.3	18.6	
	6H	16.7	17.9	17.1	18.2	18.6	16.7	17.9	17.1	18.2	18.6	
	8H	16.7	17.8	17.1	18.1	18.5	16.6	17.8	17.0	18.1	18.5	
	12H	16.6	17.7	17.0	18.1	18.5	16.6	17.7	17.0	18.1	18.5	
4H	2H	16.8	18.0	17.2	18.3	18.6	16.8	18.0	17.2	18.3	18.6	
	3H	16.6	17.7	17.0	18.1	18.5	16.6	17.7	17.0	18.1	18.5	
	4H	16.5	17.5	16.9	17.9	18.3	16.5	17.5	16.9	17.9	18.3	
	6H	16.3	17.6	16.7	18.0	18.5	16.3	17.6	16.7	18.0	18.5	
	8H	16.2	17.6	16.6	18.0	18.5	16.2	17.6	16.6	18.0	18.5	
	12H	16.0	17.6	16.5	18.1	18.6	16.0	17.6	16.5	18.1	18.6	
8H	4H	16.2	17.6	16.6	18.0	18.5	16.2	17.6	16.6	18.0	18.5	
	6H	16.0	17.5	16.5	17.9	18.5	16.0	17.5	16.5	17.9	18.5	
	8H	16.0	17.3	16.5	17.8	18.3	16.0	17.3	16.5	17.8	18.3	
	12H	16.1	17.0	16.6	17.5	18.0	16.1	17.0	16.6	17.5	18.0	
12H	4H	16.0	17.6	16.5	18.1	18.6	16.0	17.6	16.5	18.1	18.6	
	6H	16.0	17.3	16.5	17.8	18.3	16.0	17.3	16.5	17.8	18.3	
	8H	16.1	17.0	16.6	17.5	18.0	16.1	17.0	16.6	17.5	18.0	
Variations with the observer position at spacing:												
S =		1.0H	4.4 / -22.6					4.4 / -22.6				
		1.5H	7.2 / -22.8					7.2 / -22.8				
		2.0H	9.2 / -23.1					9.2 / -23.1				