


Last information update: March 2025

**Product configuration: S673+X799.01+X805.01**

S673: Wall-mounted luminaire - Neutral White - Integrated power supply - AF (Up) optic + AF (Down) optic

X799.01: Flush-mounted polycarbonate guard - for Allure 120x150 - White

X805.01: Spacer base for installation via conduit - for Allure 120x150 - White

**Product code**

S673: Wall-mounted luminaire - Neutral White - Integrated power supply - AF (Up) optic + AF (Down) optic

**Technical description**

Wall-mounted luminaire with Neutral White LED lamps, AF (Up) optic + AF (Down) optic. Consists of an optical assembly, a top glass, a bottom glass and a cover guard to be purchased separately. The optical assembly is made of an aluminium alloy, subjected to a multi-step, pre-treatment process in which the main phases are degreasing, fluorozirconation (a protective surface film) and sealing (with a nano-structured silane layer). The following painting stage consists of a primer and a liquid acrylic paint, cured at 150°C, with a high level of weather and UV ray resistance. The tempered sodium-calcium upper cover glass has black serigraphy on the edge and is 5mm thick. The tempered sodium-calcium lower cover glass has black serigraphy on the edge and is 4mm thick. The product is supplied with an aluminium optic in a set back position for the lower optical assembly to obtain maximum visual comfort and a flush-mounted aluminium optic for the upper optical assembly to obtain maximum efficiency. Fitted with a PG13.5 cable gland for 8.5mm to 12.5mm diameter cables. All external screws used are made of A2 stainless steel.

**Installation**

The product is fixed to the wall by opening the plate on the back of it, securing it to the wall and then rapidly fixing the luminaire to it.

**Colour**

White (01) | Black (04) | Green (07) | Grey (15) | Rust Brown (F5)

**Weight (Kg)**

1.66


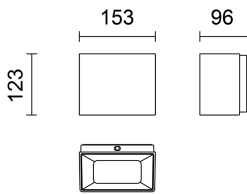
**Mounting**

wall arm

**Notes**

The guard (whether flush-mounted, with a visible border or a PMMA screen) must be fitted and can be purchased separately.

Complies with EN60598-1 and pertinent regulations

**Accessory code**

X799.01: Flush-mounted polycarbonate guard - for Allure 120x150 - White

**Technical description**

Polycarbonate guard to be installed in the lower part of the Allure product. The guard is flush-mounted using two stainless steel screws. Coated with two-component liquid paint (catalyst+ enamel).

**Installation**

The product is installed using two stainless steel screws.

**Colour**

White (01)

**Weight (Kg)**

0.03

Complies with EN60598-1 and pertinent regulations

**Accessory code**

X805.01: Spacer base for installation via conduit - for Allure 120x150 - White

**Technical description**

Die-cast aluminium spacer base designed for installing the Allure product via conduit tubes. The base is fitted with 4 holes (one on each side of the accessory). The accessory code includes 3 rubber stoppers for the holes that are not used during installation.

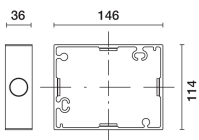
**Colour**

White (01)

**Weight (Kg)**

0.27

Complies with EN60598-1 and pertinent regulations



**Technical data**

Im system:	1767	Life Time LED 2:	100,000h - L80 - B10 (Ta 40°C)
W system:	13	Lamp code:	LED
Im source:	2310	Number of lamps for optical assembly:	1
W source:	11	ZVEI Code:	LED
Luminous efficiency (Im/W, real value):	135.9	Number of optical assemblies:	1
Im in emergency mode:	-	Intervall temperatura ambiente:	from -30°C to 50°C.
Total light flux at or above an angle of 90° [Lm]:	916	Power factor:	See installation instructions
Light Output Ratio (L.O.R.) [%]:	77	Inrush current:	5 A / 50 µs
CRI (minimum):	80	Maximum number of luminaires of this type per miniature circuit breaker:	B10A: 31 luminaires B16A: 50 luminaires C10A: 52 luminaires C16A: 85 luminaires
Colour temperature [K]:	4000	Overvoltage protection:	4kV Common mode & 2kV Differential mode
MacAdam Step:	3	Control:	On/off
Life Time LED 1:	100,000h - L80 - B10 (Ta 25°C)		

**Polar**

