

Blade R downlight

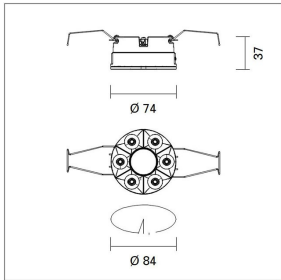

Design iGuzzini

iGuzzini

Last information update: January 2025

Product configuration: QS68

QS68: Minimal Ø 84 - Medium beam - LED



Product code

QS68: Minimal Ø 84 - Medium beam - LED

Technical description

Ring luminaire with 6 optical elements for LED lamps - fixed optics. The optic system guarantees a high level of visual comfort and no glare. The body includes a radiant surface made of die-cast aluminium. Minimal (frameless) version for flush with ceiling installation. For recessed installation in a false ceiling a specific adapter is required that is available with a separate item code. High definition reflectors made of thermoplastic material vacuum-metallised with aluminium vapours, integrated in a set-back position in the anti-glare screen. Supplied with a power supply unit connected to the luminaire. Central cover available with separate item code.

Installation

Recessed with steel wire springs for false ceilings from 12,5 to 25 mm thick - Ø 84 installation hole.

Colour

White (01) | Black (04) | Gold (14)* | Burnished chrome (E6)*

Weight (Kg)

0.3

* Colours on request

Mounting

ceiling recessed


Wiring

On the power supply unit with terminal board included. Available in DALI electronic versions.

Notes

Central cover to complete the luminaire to be ordered with a separate item code - available in a standard finish, it is designed to be painted with a customised finish.

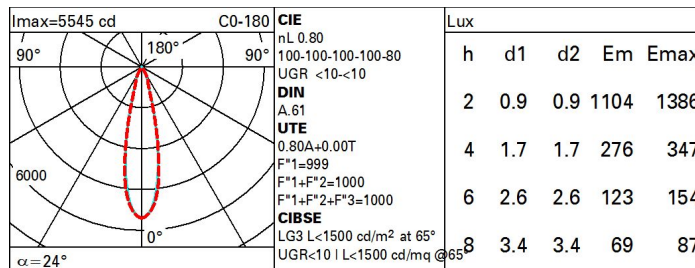
Complies with EN60598-1 and pertinent regulations



Technical data

lm system:	1160	Life Time LED 1:	> 50,000h - L80 - B10 (Ta 25°C)
W system:	14.5	Voltage [Vin]:	230
lm source:	1450	Lamp code:	LED
W source:	12	Number of lamps for optical assembly:	1
Luminous efficiency (lm/W, real value):	80	ZVEI Code:	LED
lm in emergency mode:	-	Number of optical assemblies:	1
Total light flux at or above an angle of 90° [Lm]:	0	Power factor:	See installation instructions
Light Output Ratio (L.O.R.) [%]:	80	Inrush current:	5 A / 220 µs
Beam angle [°]:	24°	Maximum number of luminaires of this type per miniature circuit breaker:	B10A: 81 luminaires B16A: 130 luminaires C10A: 135 luminaires C16A: 221 luminaires
CRI (minimum):	80	Minimum dimming %:	1
Colour temperature [K]:	4000	Control:	DALI-2
MacAdam Step:	2		

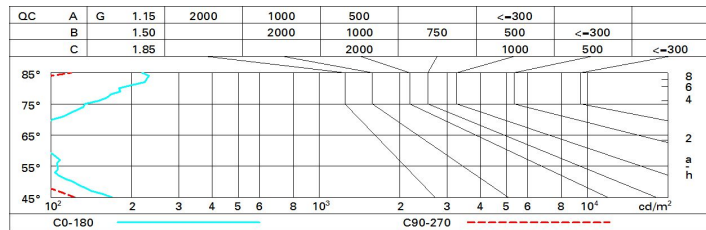
Polar



Utilisation factors

R	77	75	73	71	55	53	33	00	DRR
K0.8	72	69	66	64	68	66	65	63	78
1.0	75	72	70	68	71	69	69	66	83
1.5	79	77	75	73	76	74	73	71	89
2.0	82	80	78	77	79	77	77	74	93
2.5	83	82	81	80	81	80	79	77	96
3.0	84	83	82	82	82	81	80	78	98
4.0	85	84	84	83	83	83	81	79	99
5.0	86	85	85	84	84	83	82	80	100

Luminance curve limit



UGR diagram

Corrected UGR values (at 1450 lm bare lamp luminous flux)											
Reflect.:		viewed crosswise					viewed endwise				
ceiling/cav		0.70	0.70	0.50	0.50	0.30	0.70	0.70	0.50	0.50	0.30
walls		0.50	0.30	0.50	0.30	0.30	0.50	0.30	0.50	0.30	0.30
work pl.		0.20	0.20	0.20	0.20	0.20	0.20	0.20	0.20	0.20	0.20
Room dim											
x	y										
2H	2H	3.6	5.7	4.0	6.0	6.4	4.9	7.0	5.2	7.3	7.6
	3H	3.5	5.1	3.8	5.4	5.7	4.7	6.3	5.1	6.6	7.0
	4H	3.4	4.7	3.8	5.1	5.4	4.7	6.0	5.0	6.3	6.7
	6H	3.4	4.4	3.8	4.7	5.1	4.6	5.6	5.0	6.0	6.3
	8H	3.3	4.4	3.7	4.7	5.1	4.6	5.6	5.0	5.9	6.3
	12H	3.3	4.3	3.7	4.7	5.1	4.5	5.5	4.9	5.9	6.3
4H	2H	3.4	4.7	3.8	5.1	5.4	4.7	6.0	5.0	6.3	6.7
	3H	3.3	4.3	3.7	4.7	5.0	4.5	5.5	4.9	5.9	6.3
	4H	3.1	4.2	3.6	4.6	5.0	4.4	5.4	4.8	5.8	6.2
	6H	2.8	4.5	3.3	4.9	5.4	4.0	5.7	4.5	6.1	6.6
	8H	2.7	4.5	3.2	5.0	5.5	3.9	5.8	4.4	6.2	6.7
	12H	2.6	4.5	3.1	5.0	5.5	3.8	5.7	4.3	6.2	6.7
8H	4H	2.7	4.5	3.2	5.0	5.5	3.9	5.8	4.4	6.2	6.7
	6H	2.6	4.3	3.1	4.8	5.3	3.8	5.6	4.3	6.0	6.6
	8H	2.6	4.1	3.1	4.6	5.2	3.8	5.3	4.3	5.8	6.4
	12H	2.7	3.7	3.3	4.2	4.8	3.9	4.9	4.4	5.4	6.0
12H	4H	2.6	4.5	3.1	5.0	5.5	3.8	5.7	4.3	6.2	6.7
	6H	2.5	4.1	3.1	4.6	5.1	3.8	5.3	4.3	5.8	6.4
	8H	2.7	3.7	3.2	4.2	4.7	3.9	4.9	4.5	5.4	6.0
Variations with the observer position at spacing:											
S =	1.0H	6.6 / -12.8					6.7 / -17.1				
	1.5H	9.4 / -13.0					9.5 / -17.3				
	2.0H	11.4 / -13.0					11.5 / -17.5				