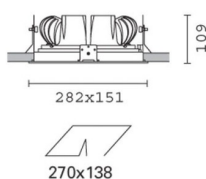


Last information update: April 2024

Product configuration: MP28

MP28: rectangular recessed luminaire with 2 optical assemblies - warm white passive dissipation LEDs - integrated DALI control gear - Wide flood

**Product code**MP28: rectangular recessed luminaire with 2 optical assemblies - warm white passive dissipation LEDs - integrated DALI control gear - Wide flood **Attention! Code no longer in production****Technical description**

Multiple recessed adjustable removable luminaire for LED lamp with passive heat dissipation system. Sheet steel perimeter frame. Main structure made of die-cast aluminium. Steel rotation hinges. Die-cast aluminium lamp bodies with shaped surface for high level radiant effect for effectively reducing the temperature and keeping the long-term LED lamp performance unchanged. Chrome-plated aluminium lamp body closing rings. Reflectors with high efficiency super-pure aluminium optic - flood beam angle. Orientamento dei corpi con dispositivi di manovra manuale: interno 29° - esterno 75° - rotazione sull'asse 355°; in fase di orientamento e rotazione i corpi lampada sono soggetti ad alcune limitazioni consultabili sul foglio istruzioni. Supplied with DALI dimmable control gear units connected to the luminaire. Warm white high colour rendering LEDs CRI (Ra) > 90.

Installation

recessed: preparation slot 138 x 270 mm; perimeter frame preliminary fixing on false ceiling (min. thickness 1 mm) with adjustable metal brackets; main structure inserted and mechanically locked on the frame

Colour

White / Aluminium (39) | Grey / Black / Aluminium (E1)

Mounting

ceiling recessed

Wiring

on control gear box with quick-coupling connections; each lamp body has a specific ballast, allowing separate switch ons

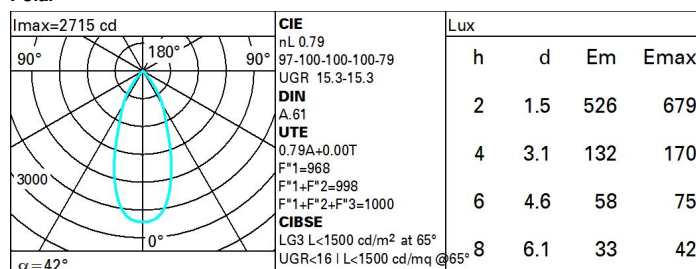
Notes

the configuration of the lamp bodies causes some limitations during angling and rotation; consult the instructions leaflet

Complies with EN60598-1 and pertinent regulations

**Technical data**

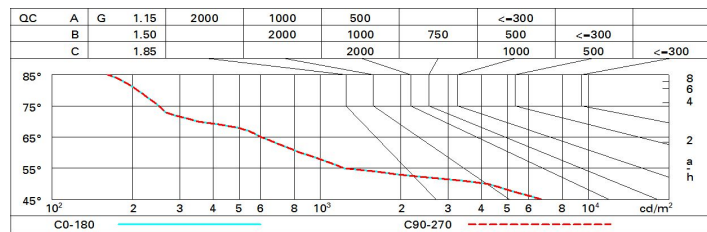
lm system:	3156	CRI:	90
W system:	36.5	Colour temperature [K]:	3000
lm source:	2000	MacAdam Step:	2
W source:	16	Life Time LED 1:	> 50,000h - L80 - B10 (Ta 25°C)
Luminous efficiency (lm/W, real value):	86.5	Lamp code:	LED
lm in emergency mode:	-	Number of lamps for optical assembly:	1
Total light flux at or above an angle of 90° [Lm]:	0	ZVEI Code:	LED
Light Output Ratio (L.O.R.) [%]:	79	Number of optical assemblies:	2
Beam angle [°]:	42°	Control:	DALI

Polar

Utilisation factors

R	77	75	73	71	55	53	33	00	DRR
K0.8	70	66	64	61	66	63	63	60	76
1.0	73	70	67	66	69	67	67	64	81
1.5	77	75	73	71	74	72	71	69	87
2.0	80	78	77	75	77	76	75	72	92
2.5	82	80	79	78	79	78	77	75	95
3.0	83	82	81	80	80	79	78	76	97
4.0	84	83	82	82	81	81	80	78	99
5.0	84	84	83	83	82	82	80	79	100

Luminance curve limit



UGR diagram

Corrected UGR values (at 2000 lm bare lamp luminous flux)											
Reflect.: ceiling/cav walls work pl. Room dim x y		0.70	0.70	0.50	0.50	0.30	0.70	0.70	0.50	0.50	0.30
		0.50	0.30	0.50	0.30	0.30	0.50	0.30	0.50	0.30	0.30
		0.20	0.20	0.20	0.20	0.20	0.20	0.20	0.20	0.20	0.20
		viewed crosswise					viewed endwise				
2H	2H	15.9	10.5	10.2	10.8	17.0	15.9	10.5	10.2	10.8	17.0
	3H	15.7	10.3	10.1	10.6	16.9	15.7	10.3	10.1	10.6	16.9
	4H	15.7	10.2	10.0	10.5	16.8	15.7	10.2	10.0	10.5	16.8
	6H	15.6	10.1	15.9	10.4	16.7	15.6	10.1	15.9	10.4	16.7
	8H	15.6	10.0	15.9	10.4	16.7	15.5	10.0	15.9	10.4	16.7
	12H	15.5	10.0	15.9	10.3	16.7	15.5	10.0	15.9	10.3	16.7
4H	2H	15.7	10.2	10.0	10.5	16.8	15.7	10.2	10.0	10.5	16.8
	3H	15.5	10.0	15.9	10.3	16.7	15.5	10.0	15.9	10.3	16.7
	4H	15.4	15.8	15.8	10.2	16.6	15.4	15.8	15.8	10.2	16.6
	6H	15.3	15.7	15.8	10.1	16.5	15.3	15.7	15.8	10.1	16.5
	8H	15.3	15.6	15.7	10.0	16.5	15.3	15.6	15.7	10.0	16.5
	12H	15.3	15.5	15.7	10.0	16.4	15.2	15.5	15.7	10.0	16.4
8H	4H	15.3	15.6	15.7	10.0	16.5	15.3	15.6	15.7	10.0	16.5
	6H	15.2	15.5	15.7	15.9	16.4	15.2	15.5	15.7	15.9	16.4
	8H	15.2	15.4	15.6	15.9	16.4	15.2	15.4	15.6	15.9	16.4
	12H	15.1	15.3	15.6	15.8	16.3	15.1	15.3	15.6	15.8	16.3
12H	4H	15.2	15.5	15.7	10.0	16.4	15.3	15.5	15.7	10.0	16.4
	6H	15.2	15.4	15.6	15.9	16.4	15.2	15.4	15.6	15.9	16.4
	8H	15.1	15.3	15.6	15.8	16.3	15.1	15.3	15.6	15.8	16.3
Variations with the observer position at spacing:											
S =	1.0H	5.1 / -14.3					5.1 / -14.3				
	1.5H	7.9 / -16.4					7.9 / -16.4				
	2.0H	9.9 / -17.8					9.9 / -17.8				