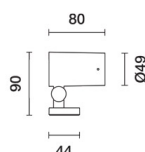


Last information update: April 2024

Product configuration: Q689

Q689: Outdoor floodlight - Warm White LED - Spot

**Product code**

Q689: Outdoor floodlight - Warm White LED - Spot

Technical description

Outdoor floodlight designed to use LED lamps and a spot optic. Consists of an optical assembly and a base. The optical assembly, arm and base are made of aluminium alloy and subjected to a multi-step, pre-treatment process, in which the main phases are degreasing, fluorozirconation (a protective surface film) and sealing (with a nano-structured silane layer). The painting stage consists of a primer and a liquid acrylic paint, cured at 150 °C, with a high level of weather resistance. 4mm thick extra-clear sodium-calcium closure glass. Secured using a 360° adjustable base. Adjustable horizontally. Complete with an LED circuit and an Opti Beam optic system and fitted with a protection system against polarity inversion. If connected in series with more than one product, the circuit stops the whole line turning off following an incorrect connection or product breakage. Option of mounting optical accessories externally using an accessory-holder frame. Black rubber outlet cable complete with an anti-transpiration device. Electronic control gear to be ordered separately. All external screws used are made of A2 stainless steel.

Installation

Floor, wall or ceiling installation and ground installation using a spike.

Colour

White (01) | Black (04) | Grey (15) | Rust Brown (F5)

Weight (Kg)

0.4

Mounting

wall surface|ground spike

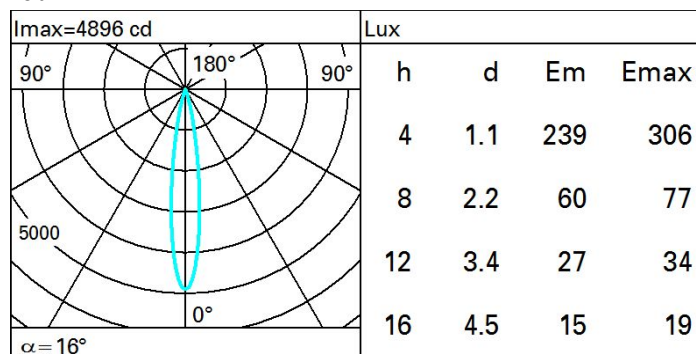
Wiring

The product is supplied with a black rubber outlet cable complete with an anti-transpiration device.

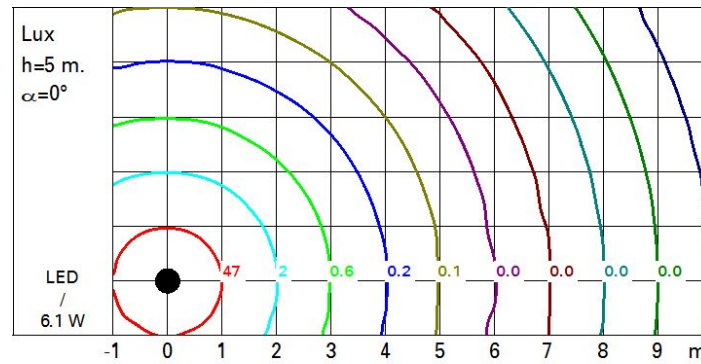
Complies with EN60598-1 and pertinent regulations

**Technical data**

Im system:	483	MacAdam Step:	2
W system:	6.1	Life Time LED 1:	99,000h - L80 - B10 (Ta 25°C)
Im source:	690	Life Time LED 2:	65,000h - L80 - B10 (Ta 40°C)
W source:	6.1	Lamp code:	LED
Luminous efficiency (Im/W, real value):	79.2	Number of lamps for optical assembly:	1
Im in emergency mode:	-	ZVEI Code:	LED
Total light flux at or above an angle of 90° [Lm]:	0	Number of optical assemblies:	1
Light Output Ratio (L.O.R.) [%]:	70	Intervallo temperatura ambiente:	from -30°C to 50°C.
Beam angle [°]:	16°	Lifetime of product at ambient operating temperature:	≥ 50.000h Ta=40°C
CRI (minimum):	80	LED current [mA]:	550
Colour temperature [K]:	3000		

Polar

Isolux



UGR diagram

Corrected UGR values (at 690 lm bare lamp luminous flux)											
Reflect.:		viewed crosswise					viewed endwise				
ceiling		0.70	0.70	0.50	0.50	0.30	0.70	0.70	0.50	0.50	0.30
walls		0.50	0.30	0.50	0.30	0.30	0.50	0.30	0.50	0.30	0.30
work pl.		0.20	0.20	0.20	0.20	0.20	0.20	0.20	0.20	0.20	0.20
Room dim		viewed crosswise					viewed endwise				
x	y										
2H	2H	5.9	8.0	6.3	8.3	8.6	5.9	8.0	6.3	8.3	8.6
	3H	5.9	7.2	6.2	7.5	7.9	5.8	7.2	6.2	7.5	7.8
	4H	5.9	6.9	6.2	7.2	7.5	5.8	6.9	6.2	7.2	7.5
	6H	5.9	6.6	6.3	6.9	7.2	5.8	6.5	6.2	6.8	7.2
	8H	5.8	6.6	6.2	7.0	7.3	5.7	6.5	6.1	6.8	7.2
	12H	5.8	6.6	6.2	7.0	7.4	5.7	6.5	6.0	6.9	7.2
4H	2H	5.8	6.9	6.2	7.2	7.5	5.9	6.9	6.2	7.2	7.5
	3H	5.7	6.6	6.1	6.9	7.3	5.8	6.6	6.2	7.0	7.3
	4H	5.6	6.6	6.0	7.0	7.5	5.6	6.6	6.0	7.0	7.5
	6H	5.3	7.0	5.8	7.5	8.0	5.3	7.0	5.7	7.4	7.9
	8H	5.2	7.1	5.7	7.6	8.1	5.1	7.1	5.6	7.5	8.0
	12H	5.2	7.1	5.7	7.6	8.1	5.1	7.0	5.6	7.5	8.0
8H	4H	5.1	7.1	5.6	7.5	8.0	5.2	7.1	5.7	7.6	8.1
	6H	5.2	6.9	5.7	7.3	7.9	5.2	6.9	5.7	7.4	7.9
	8H	5.3	6.6	5.8	7.1	7.7	5.3	6.6	5.8	7.1	7.7
	12H	5.5	6.4	6.0	6.9	7.4	5.4	6.3	5.9	6.8	7.4
12H	4H	5.1	7.0	5.6	7.5	8.0	5.2	7.1	5.7	7.6	8.1
	6H	5.2	6.6	5.7	7.1	7.6	5.3	6.7	5.8	7.2	7.7
	8H	5.4	6.3	5.9	6.8	7.4	5.5	6.4	6.0	6.9	7.4
Variations with the observer position at spacing:											
S =		1.0H	4.2 / -5.4				4.2 / -5.4				
		1.5H	6.8 / -6.7				6.8 / -6.7				
		2.0H	8.8 / -7.1				8.8 / -7.1				