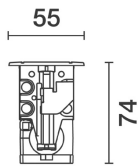



Last information update: December 2024

Product configuration: BT36+BZZ3.00BT36: Mini Linear Recessed Luminaire - Warm White LEDs - 48V dc - L=1536mm - Wall Grazing Optic
BZZ3.00: Casing for dimmable recessed modules DMX, RGB, RGBW, WNC - L=1536 - Indeterminate**Product code**

BT36: Mini Linear Recessed Luminaire - Warm White LEDs - 48V dc - L=1536mm - Wall Grazing Optic

Technical description

Direct light luminaire, designed to use Warm White monochrome LED lamps, and a Wall Grazing optic. Ground-, wall- and ceiling-recessed. Consists of a body and outer casing for installation, to be ordered separately. Extruded aluminium body, with die-cast aluminium end caps complete with silicone seals. The painting process includes a multi-step, pre-treatment process, in which the main phases are degreasing, fluorozirconation (a protective surface film) and sealing (with a nano-structured silane layer). The following painting stage consists of a primer and a liquid acrylic paint, cured at 150°C, with a high level of weather and UV ray resistance. Lower PPS (polyphenylene sulfide) box for control gear. The top of the optical assembly is closed by a 8mm thick transparent glass screen, fixed with silicone. Complete with multi-LED plate in Warm White with 48V dc electronic circuit (ballast to be ordered separately). 48V intelligent driver that ensures light flow emission is constant even when the input voltage varies. Fitted with a PMMA diffusing filter and optics with plastic (methacrylate) lens for Wall Grazing lighting. The lower box has two PG11 nickel-plated brass cable glands for Ø6.5÷11 mm cables used for pass-through wiring. To fix the optical assembly to the outer casing or false ceiling the product has a quick coupling system using an Allen key. Outer casing for installation made of aluminium with technopolymer covers, to be ordered separately. All external screws used are made of A2 stainless steel. The luminaire technical characteristics conform to EN 60598-1 standards and particular requirements.

Installation

Ground- and wall-recessed using the outer casing, to be ordered separately. For ground installation a drainage channel must be created or gravel inserted for drainage under the outer casing before installation, to guarantee the degree of protection stated. For ceiling-mounting with plasterboard panels (1-30 mm thick), make the preparation openings as indicated in the instructions sheet and use the accessory with code X013 (kit containing steel cables with reinforcement plates).

Colour

Grey (15)

Mounting

wall recessed|ceiling recessed|ground recessed

Wiring

Equipped with a 48V dc electronic circuit fitted inside the device. 48V dc electronic ballasts to be ordered separately. For the electrical connection the product has a lower box holding two quick coupling terminals (3-pole, max. 4 mm²) and double cable glands for pass-through wiring.

Notes

Product complete with LED lamp. The frame, glass, optical assembly and outer casing together guarantee a maximum static load of 1000 kg.

Complies with EN60598-1 and pertinent regulations

**Accessory code**

BZZ3.00: Casing for dimmable recessed modules DMX, RGB, RGBW, WNC - L=1536 - Indeterminate

Technical description

Aluminium outer casing L=1529 mm complete with technopolymer side and upper caps and black rubber membrane cable glands. The side caps are supplied with openable circular walls to facilitate the insertion of corrugated tubes (passage of power cables). To be used on recessed Linealuce Mini modules L=1536mm with RGB leds


Installation

For ground- or wall-recessed installation with cast cement/concrete or other suitable material. For ground installation a drainage channel must be created (positioned below the special holes) or gravel inserted for drainage under the outer casing before installation, to guarantee the degree of protection stated.

Colour

Indeterminate (00)

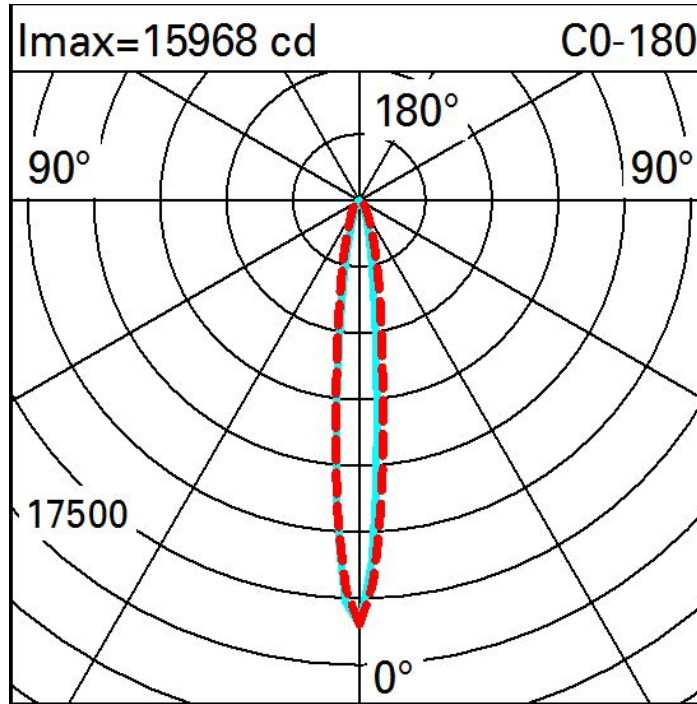
Complies with EN60598-1 and pertinent regulations



Technical data

Im system:	1891	Life Time LED 1:	100,000h - L80 - B10 (Ta 25°C)
W system:	43.2	Life Time LED 2:	66,000h - L80 - B10 (Ta 40°C)
Im source:	3390	Voltage [Vin]:	48
W source:	38	Lamp code:	LED
Luminous efficiency (Im/W, real value):	43.8	Number of lamps for optical assembly:	1
Im in emergency mode:	-	ZVEI Code:	LED
Total light flux at or above an angle of 90° [Lm]:	0	Number of optical assemblies:	1
Light Output Ratio (L.O.R.) [%]:	56	Intervallo temperatura ambiente:	from -30°C to 50°C.
CRI (minimum):	80	Power factor:	See installation instructions
Colour temperature [K]:	3000	Control:	PWM
MacAdam Step:	3		

Polar



Illuminances

Lux		Wall distance = 1m												
3														
		0.2	0.4	0.9	2	6	8	5	2	0.9	0.4	0.2		
2		1.0	2	4	8	15	21	17	9	4	2	1		
		2	3	6	11	21	28	23	13	7	4	2		
1		2	4	8	20	28	35	30	21	9	4	2		
		2	5	10	15	23	32	27	18	11	6	3		
0														
	m	-2	-1	0	1	2	3							