Robin

Design Matteo Thun **iGuzzini**

Last information update: January 2025

Product configuration: QV68
QV68: Robin spotlight Ø62 for installation on a 48V low voltage track - DALI

Product code
QV68: Robin spotlight Ø62 for installation on a 48V low voltage track - DALI

Technical description
Miniaturised adjustable spotlight with adapter for installation on 48V low voltage track. Made of die-cast aluminium with passive dissipation system. The adapter made of a thermoplastic material includes the DC/DC driver circuit with a DALI power line dimmable function. Integrated «power line» technology allows each spotlight on the track to be adjusted separately. The swivel joints allow the spotlight to be rotated by 360° and tilted by 160° with the option of installing the spotlight on a 48V track in both an "up" and "down" position. The set back position of the optic unit guarantees a high level of visual comfort. A high definition thermoplastic lens with the option of using additional accessories to create other light effects. A rapid tool-free system for connecting the adapter electrically and mechanically to the track. The 48V track coupling device is fitted with a mechanical anti-fall safety double block.

Installation
An adapter is used to fix the device mechanically and tool-free to the 48V track.

Colour	Weight (Kg)
White (01) | Black (04)	0.75

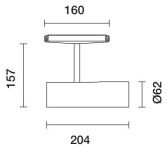

Wiring
Driver DC/DC with a DALI power line dimmable function - direct connection on 48V track. Track power supply unit to be ordered separately.

Complies with EN60598-1 and pertinent regulations

Technical data

lm system:	2407	Life Time LED 1:	> 50,000h - L80 - B10 (Ta 25°C)
W system:	25.9	Voltage [Vin]:	48
lm source:	2900	Lamp code:	LED
W source:	24	Number of lamps for optical assembly:	1
Luminous efficiency (lm/W, real value):	92.9	ZVEI Code:	LED
lm in emergency mode:	-	Number of optical assemblies:	1
Total light flux at or above an angle of 90° [Lm]:	0	Power factor:	See installation instructions
Light Output Ratio (L.O.R.) [%]:	83	Minimum dimming %:	5
Beam angle [°]:	42°	Overvoltage protection:	2kV Common mode & 1kV Differential mode
CRI (minimum):	90	Dimming mode:	CCR
Colour temperature [K]:	4000	Control:	DALI
MacAdam Step:	2		

Polar

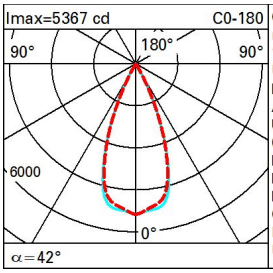

CIE
nL 0.83
100-100-100-100-83
UGR <10-<10
DIN
A.61
UTE
0.83A+0.00T
F"1=997
F"1+F"2=1000
F"1+F"2+F"3=1000
CIBSE
LG3 L<1500 cd/m² at 65°
UGR<10 I L<1500 cd/mq @65°

Lux

h	d1	d2	Em	Emax
2	1.5	1.5	1091	1342
4	3.1	3.1	273	335
6	4.6	4.6	121	149
8	6.1	6.1	68	84

Utilisation factors

R	77	75	73	71	55	53	33	00	DRR
K0.8	75	71	68	66	70	68	68	65	78
1.0	78	75	72	70	74	72	71	69	83
1.5	82	79	77	76	79	77	76	74	89
2.0	85	83	81	80	82	80	79	77	93
2.5	86	85	84	83	84	83	82	79	96
3.0	87	86	85	85	85	84	83	81	98
4.0	88	87	87	86	86	86	84	82	99
5.0	89	88	88	88	87	86	85	83	100

Luminance curve limit

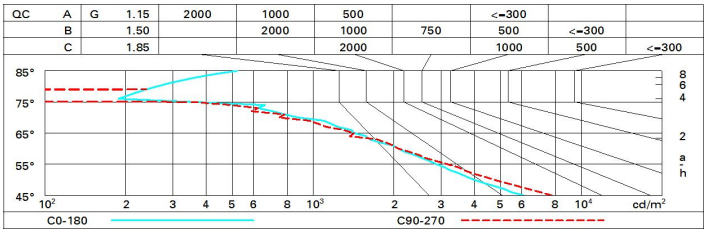

UGR diagram

Corrected UGR values (at 2900 lm bare lamp luminous flux)

Riflect.:											
ceil/cav		0.70	0.70	0.50	0.50	0.30	0.70	0.70	0.50	0.50	0.30
walls		0.50	0.30	0.50	0.30	0.30	0.50	0.30	0.50	0.30	0.30
work pl.		0.20	0.20	0.20	0.20	0.20	0.20	0.20	0.20	0.20	0.20
Room dim		viewed crosswise					viewed endwise				
x	y										
2H	2H	7.0	7.5	7.2	7.7	8.0	7.3	7.9	7.6	8.1	8.3
	3H	6.9	7.4	7.2	7.6	7.9	7.2	7.7	7.5	8.0	8.2
	4H	6.8	7.3	7.1	7.5	7.8	7.1	7.6	7.5	7.9	8.2
	6H	6.7	7.1	7.1	7.4	7.8	7.0	7.5	7.4	7.8	8.1
	8H	6.7	7.1	7.0	7.4	7.7	7.0	7.4	7.4	7.7	8.1
	12H	6.6	7.0	7.0	7.4	7.7	7.0	7.4	7.3	7.7	8.1
4H	2H	6.8	7.3	7.1	7.5	7.8	7.1	7.6	7.4	7.9	8.2
	3H	6.7	7.1	7.0	7.4	7.8	7.0	7.4	7.4	7.7	8.1
	4H	6.6	6.9	7.0	7.3	7.7	6.9	7.3	7.3	7.6	8.0
	6H	6.5	6.8	6.9	7.2	7.6	6.8	7.1	7.3	7.5	7.9
	8H	6.5	6.7	6.9	7.1	7.6	6.8	7.1	7.2	7.5	7.9
	12H	6.4	6.7	6.9	7.1	7.5	6.7	7.0	7.2	7.4	7.9
8H	4H	6.5	6.7	6.9	7.1	7.6	6.8	7.1	7.2	7.5	7.9
	6H	6.4	6.6	6.8	7.0	7.5	6.7	6.9	7.2	7.4	7.8
	8H	6.3	6.5	6.8	7.0	7.5	6.6	6.8	7.1	7.3	7.8
	12H	6.3	6.4	6.8	6.9	7.4	6.6	6.8	7.1	7.2	7.8
12H	4H	6.4	6.7	6.9	7.1	7.5	6.7	7.0	7.2	7.4	7.9
	6H	6.3	6.5	6.8	7.0	7.5	6.6	6.8	7.1	7.3	7.8
	8H	6.3	6.4	6.8	6.9	7.4	6.6	6.8	7.1	7.2	7.8

Variations with the observer position at spacing:

S =	1.0H	6.3 / -8.7	6.2 / -8.8
	1.5H	9.1 / -10.8	9.0 / -11.3
	2.0H	11.1 / -12.5	11.0 / -13.4