iPro

Design Mario Cucinella | **iGuzzini**

Last information update: October 2024

Product configuration: EP54
EP54: Spotlight with bracket - Neutral White LED - On/Off - Very Wide Flood optic

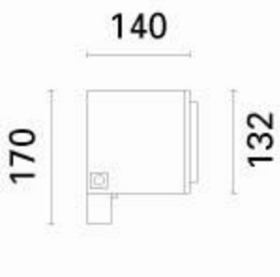

Product code
EP54: Spotlight with bracket - Neutral White LED - On/Off - Very Wide Flood optic

Technical description
Floodlight designed to use Neutral White LED lamps with a Very Wide Flood optic. Can be installed at ground level, on walls (using screw anchors) and on pole mounting systems. The luminaire consists of an optical assembly/component-holding box and hidden fixing bracket. The optical assembly and front frame are made of die-cast aluminium alloy painted with a smooth finish (grey RAL 9007) or a textured finish (white RAL 9016). The painting process includes a multi-step, pre-treatment process, in which the main phases are degreasing, fluorozirconation (a protective surface film) and sealing (with a nano-structured silane layer). The next painting stage consists of a primer and a liquid acrylic paint, cured at 150°C, with a high level of weather and UV ray resistance. The tempered sodium-calcium glass cover has customised serigraphy, is 5mm thick, and joined to the frame with silicone. The frame is fastened to the optical assembly by captive M5 AISI 304 stainless steel screws and a galvanised steel safety cable. The product includes a Neutral White monochrome LED circuit and an Opti Beam Reflector technology optic. The component-holding box, in the rear of the luminaire, is set up to hold the control gear, which is fixed with captive screws on a galvanised steel pull-out plate. The control gear can be accessed through the rear door made of painted aluminium alloy, fixed to the product body with four M5 AISI 304 stainless steel captive screws and a safety cable. iPro can be adjusted +95°/ -5° relative to the horizontal line using a bracket made of extruded aluminium, on which a graduated scale (with 15° steps) is marked using serigraphy. The internal silicone seals guarantee watertightness IP66h Set up for pass-through wiring using a double M24x1.5 nickel-plated brass cable gland (suitable for cables with 7÷16mm diameter). All external screws used are made of A2 stainless steel. The luminaire technical characteristics conform to EN60598-1 standards and particular requirements.

Installation
Ground, wall or ceiling installation using special bracket. Secure using screw anchors for concrete, cement and solid brick.

Colour	Weight (Kg)
White (01) | Black (04) | Grey (15) | Rust Brown (F5)	2.8

Mounting
wall arm|ground surface|wall surface|ground anchored|ground spike|ceiling surface|u-bracket

Wiring
Luminaire fitted with On/Off control gear.

Notes
Overvoltage protection: 3KV Common Mode and 2KV Differential Mode (we recommend using the JAL6 item code).

Complies with EN60598-1 and pertinent regulations

960°C IK07 IP66

Technical data

lm system:	1414
W system:	13.9
lm source:	1860
W source:	12
Luminous efficiency (lm/W, real value):	101.7
lm in emergency mode:	-
Total light flux at or above an angle of 90° [Lm]:	0
Light Output Ratio (L.O.R.) [%]:	76
Beam angle [°]:	81° / 80°
CRI (minimum):	80
Colour temperature [K]:	4000
MacAdam Step:	2
Life Time LED 1:	100,000h - L90 - B10 (Ta 25°C)
Life Time LED 2:	100,000h - L90 - B10 (Ta 40°C)
Voltage [Vin]:	230
Lamp code:	LED
Number of lamps for optical assembly:	1
ZVEI Code:	LED
Number of optical assemblies:	1
Intervallo temperatura ambiente:	from -25°C to 50°C.
Power factor:	See installation instructions
Inrush current:	5 A / 50 µs
Maximum number of luminaires of this type per miniature circuit breaker:	B10A: 31 luminaires B16A: 50 luminaires C10A: 52 luminaires C16A: 85 luminaires
Overvoltage protection:	4kV Common mode & 2kV Differential mode
Control:	On/off

Polar

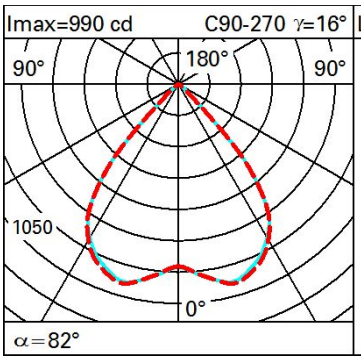

Lux

h	d1	d2	Em	Emax
2	3.5	3.5	174	226
4	6.9	7	43	57
6	10.4	10.4	19	25
8	13.8	13.9	11	14

Isolux

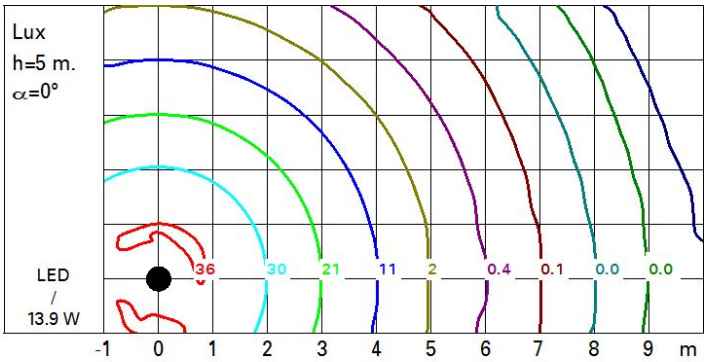

UGR diagram

Corrected UGR values (at 1860 lm bare lamp luminous flux)

Riflect.:											
ceil/cav		0.70	0.70	0.50	0.50	0.30	0.70	0.70	0.50	0.50	0.30
walls		0.50	0.30	0.50	0.30	0.30	0.50	0.30	0.50	0.30	0.30
work pl.		0.20	0.20	0.20	0.20	0.20	0.20	0.20	0.20	0.20	0.20
Room dim				viewed					viewed		
x	y			crosswise					endwise		
2H	2H	21.6	22.2	21.8	22.4	22.7	21.6	22.2	21.8	22.4	22.7
	3H	21.4	22.0	21.7	22.3	22.5	21.4	22.0	21.7	22.3	22.5
	4H	21.4	21.9	21.7	22.2	22.5	21.4	21.9	21.7	22.2	22.5
	6H	21.3	21.8	21.6	22.1	22.4	21.3	21.8	21.6	22.1	22.4
	8H	21.2	21.7	21.6	22.0	22.4	21.2	21.7	21.6	22.0	22.4
	12H	21.2	21.6	21.6	22.0	22.3	21.2	21.6	21.6	22.0	22.3
4H	2H	21.4	21.9	21.7	22.2	22.5	21.4	21.9	21.7	22.2	22.5
	3H	21.2	21.6	21.6	22.0	22.3	21.2	21.6	21.6	22.0	22.3
	4H	21.1	21.5	21.5	21.9	22.2	21.1	21.5	21.5	21.9	22.3
	6H	21.0	21.4	21.5	21.8	22.2	21.0	21.4	21.5	21.8	22.2
	8H	21.0	21.3	21.4	21.7	22.1	21.0	21.3	21.4	21.7	22.1
	12H	20.9	21.2	21.4	21.6	22.1	20.9	21.2	21.4	21.6	22.1
8H	4H	21.0	21.3	21.4	21.7	22.1	21.0	21.3	21.4	21.7	22.1
	6H	20.9	21.1	21.4	21.6	22.1	20.9	21.1	21.4	21.6	22.1
	8H	20.8	21.0	21.3	21.5	22.0	20.8	21.1	21.3	21.5	22.0
	12H	20.8	21.0	21.3	21.5	22.0	20.8	21.0	21.3	21.5	22.0
12H	4H	20.9	21.2	21.4	21.6	22.1	20.9	21.2	21.4	21.6	22.1
	6H	20.8	21.0	21.3	21.5	22.0	20.8	21.1	21.3	21.5	22.0
	8H	20.8	21.0	21.3	21.5	22.0	20.8	21.0	21.3	21.5	22.0

Variations with the observer position at spacing:

S =	1.0H	3.7 / -18.1	3.7 / -18.5
	1.5H	5.7 / -29.8	5.7 / -29.3
	2.0H	7.7 / -30.3	7.7 / -30.3