

## Laser Blade XS

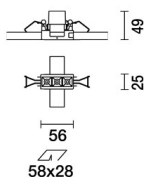
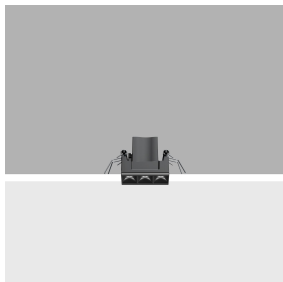
Design iGuzzini

iGuzzini

Last information update: June 2025

### Product configuration: Q533

Q533: Minimal 3 cells - Medium beam - LED



### Product code

Q533: Minimal 3 cells - Medium beam - LED

### Technical description

Linear miniaturised recessed luminaire with 3 optical elements for LED lamps - fixed optic. Despite the ultracompact size of the product, the patented technology of the optic system guarantees an efficient flow and a high level of controlled glare visual comfort. Main body with die-cast zamak radiant surface, minimal (frameless) version for mounting flush with the ceiling. Metallised, thermoplastic, high definition Opti Beam reflectors, integrated in a set-back position in the anti-glare screen. Ballast not included, available with separate code.

### Installation

Recessed with steel wire springs on the specific adapter (included) which allows flush-mounting with the ceiling. Adapter fixed to false ceiling (compatible thicknesses of 12.5 / 15 / 20 mm) with screws; subsequent filling and smoothing operations; insertion of luminaire body and aesthetic end finishing. A special protective sheath allows finishing operations on the plasterboard to be simplified and speeded up. Preparation hole 28 x 58.

### Weight (Kg)

0.16

### Mounting

wall recessed|ceiling recessed

### Wiring

Direct current ballasts to be ordered separately; ON-OFF - code no. MXF9 (min 1 / max 2); dimmable DALI - code no. BZM4 (min 1 / max 6) - check the instruction sheet for the lengths and compatible cross-sections of the cables to be used.

### Notes

The special steel wire spring provided is required to facilitate the eventual extraction of the recessed body once it has been inserted.

Complies with EN60598-1 and pertinent regulations



### Technical data

Im system:	379	CRI (minimum):	90
W system:	5.9	Colour temperature [K]:	3000
Im source:	480	MacAdam Step:	3
W source:	5.9	Life Time LED 1:	> 50,000h - L80 - B10 (Ta 25°C)
Luminous efficiency (Im/W, real value):	64.3	Lamp code:	LED
Im in emergency mode:	-	Number of lamps for optical assembly:	1
Total light flux at or above an angle of 90° [Lm]:	0	ZVEI Code:	LED
Light Output Ratio (L.O.R.) [%]:	79	Number of optical assemblies:	1
Beam angle [°]:	24°	LED current [mA]:	700

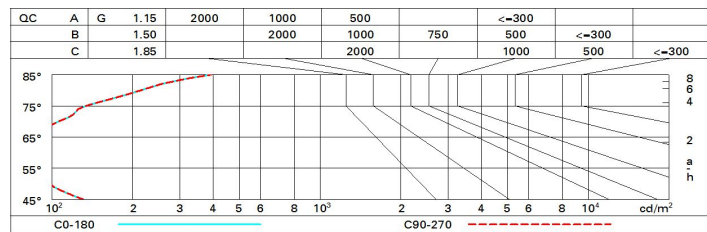
### Polar

Imax=1752 cd		CIE		Lux			
				h	d	Em	Emax
90°		nL 0.79		2	0.9	364	438
		100-100-100-100-79		4	1.7	91	109
		UGR <10-10		6	2.6	40	49
		DIN A.61		8	3.4	23	27
		UTE 0.79A+0.00T					
		F*1=999					
		F*1+F*2=1000					
		F*1+F*2+F*3=1000					
		CIBSE LG3 L<1500 cd/m² at 65°					
		UGR<10   L<1500 cd/mq @ 65°					
α=24°							

# Utilisation factors

R	77	75	73	71	55	53	33	00	DRR
K0.8	71	68	65	63	67	65	64	62	78
1.0	75	71	69	67	70	68	68	66	83
1.5	78	76	74	72	75	73	72	70	89
2.0	81	79	77	76	78	76	76	73	93
2.5	82	81	80	79	80	79	78	76	96
3.0	83	82	81	81	81	80	79	77	98
4.0	84	83	83	82	82	82	80	79	99
5.0	84	84	84	83	83	82	81	79	100

# Luminance curve limit



# UGR diagram

Corrected UGR values (at 480 lm bare lamp luminous flux)											
Reflect.: ceiling/cav walls work pl. Room dim x y		viewed crosswise					viewed endwise				
2H	2H	2.6	4.7	2.9	5.0	5.4	2.6	4.7	2.9	5.0	5.4
	3H	2.4	4.0	2.8	4.4	4.7	2.4	4.0	2.8	4.4	4.7
	4H	2.4	3.7	2.8	4.0	4.4	2.4	3.7	2.7	4.0	4.4
	6H	2.3	3.4	2.7	3.7	4.1	2.3	3.4	2.7	3.7	4.0
	8H	2.3	3.3	2.7	3.7	4.0	2.3	3.3	2.7	3.6	4.0
	12H	2.3	3.3	2.7	3.6	4.0	2.2	3.2	2.6	3.6	4.0
4H	2H	2.4	3.7	2.7	4.0	4.4	2.4	3.7	2.8	4.0	4.4
	3H	2.2	3.3	2.6	3.6	4.0	2.2	3.3	2.6	3.6	4.0
	4H	2.1	3.1	2.5	3.5	3.9	2.1	3.1	2.5	3.5	3.9
	6H	1.8	3.5	2.2	3.9	4.4	1.8	3.4	2.2	3.9	4.4
	8H	1.6	3.5	2.1	4.0	4.5	1.6	3.5	2.1	4.0	4.5
	12H	1.6	3.5	2.1	4.0	4.5	1.5	3.5	2.0	4.0	4.5
8H	4H	1.6	3.5	2.1	4.0	4.5	1.6	3.5	2.1	4.0	4.5
	6H	1.5	3.3	2.0	3.8	4.3	1.5	3.3	2.1	3.8	4.4
	8H	1.5	3.1	2.1	3.6	4.1	1.5	3.1	2.1	3.6	4.1
	12H	1.7	2.7	2.2	3.2	3.8	1.7	2.7	2.2	3.2	3.7
12H	4H	1.5	3.5	2.0	4.0	4.5	1.6	3.5	2.1	4.0	4.5
	6H	1.5	3.1	2.0	3.6	4.1	1.6	3.1	2.1	3.6	4.2
	8H	1.7	2.7	2.2	3.2	3.7	1.7	2.7	2.2	3.2	3.8
Variations with the observer position at spacing:											
S =	1.0H	6.9 / -11.5					6.9 / -11.5				
	1.5H	9.7 / -11.7					9.7 / -11.7				
	2.0H	11.7 / -11.8					11.7 / -11.8				