

## Allure

Design iGuzzini

iGuzzini

Last information update: March 2025


### Product configuration: SF34+X799.01+X805.01+WIDE

SF34: Graphic - Warm White - Integrated power supply - ADJBEAM/ADJBEAM optic

X799.01: Flush-mounted polycarbonate guard - for Allure 120x150 - White

X805.01: Spacer base for installation via conduit - for Allure 120x150 - White

WIDE: Wide



### Product code

SF34: Graphic - Warm White - Integrated power supply - ADJBEAM/ADJBEAM optic

### Technical description

Wall-mounted luminaire with Warm White LED lamps and an ADJBEAM/ADJBEAM adjustable cone double optic. Consists of an optical assembly, a top glass, a bottom glass and a cover guard to be purchased separately. The optical assembly is made of an aluminium alloy, subjected to a multi-step, pre-treatment process in which the main phases are degreasing, fluorozirconation (a protective surface film) and sealing (with a nano-structured silane layer). The following painting stage consists of a primer and a liquid acrylic paint, cured at 150°C, with a high level of weather and UV ray resistance. The tempered sodium-calcium upper cover glass has black serigraphy on the edge and is 5mm thick. The tempered sodium-calcium lower cover glass has black serigraphy on the edge and is 4mm thick. The optic can be adjusted by varying the position of the optic inside the product. The cone moves from a minimum opening of 65° to a maximum opening of 115°. Fitted with a PG13.5 cable gland for 8.5mm to 12.5mm diameter cables. All external screws used are made of A2 stainless steel.

### Installation

The product is fixed to the wall by opening the plate on the back of it, securing it to the wall and then rapidly fixing the luminaire to it.

### Colour

White (01) | Black (04) | Green (07) | Grey (15) | Rust Brown (F5)

### Weight (Kg)

1.66

### Mounting

wall arm

### Notes

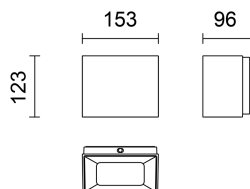
The raster (whether flush-mounted, with a visible border or a PMMA screen) must be fitted and can be purchased separately. The cone can be adjusted from a minimum opening of 65° to a maximum opening of 120°.

Complies with EN60598-1 and pertinent regulations



IK06

IP66



### Accessory code

X799.01: Flush-mounted polycarbonate guard - for Allure 120x150 - White

### Technical description

Polycarbonate guard to be installed in the lower part of the Allure product. The guard is flush-mounted using two stainless steel screws. Coated with two-component liquid paint (catalyst+ enamel).

### Installation

The product is installed using two stainless steel screws.

### Colour

White (01)

### Weight (Kg)

0.03

Complies with EN60598-1 and pertinent regulations



### Accessory code

X805.01: Spacer base for installation via conduit - for Allure 120x150 - White

### Technical description

Die-cast aluminium spacer base designed for installing the Allure product via conduit tubes. The base is fitted with 4 holes (one on each side of the accessory). The accessory code includes 3 rubber stoppers for the holes that are not used during installation.

### Colour

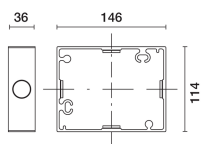
White (01)

### Weight (Kg)

0.27

Complies with EN60598-1 and pertinent regulations





#### Technical data

Im system:	566	Life Time LED 2:	100,000h - L90 - B10 (Ta 40°C)
W system:	10	Lamp code:	LED
Im source:	1180	Number of lamps for optical assembly:	1
W source:	7.8	ZVEI Code:	LED
Luminous efficiency (Im/W, real value):	56.6	Number of optical assemblies:	1
Im in emergency mode:	-	Intervallo temperatura ambiente:	from -30°C to 50°C.
Total light flux at or above an angle of 90° [Lm]:	384	Power factor:	See installation instructions
Light Output Ratio (L.O.R.) [%]:	48	Inrush current:	20 A / 170 µs
CRI (minimum):	80	Maximum number of luminaires of this type per miniature circuit breaker:	B10A: 31 luminaires B16A: 50 luminaires C10A: 52 luminaires C16A: 85 luminaires
Colour temperature [K]:	2700	Overvoltage protection:	2kV Common mode & 2kV Differential mode
MacAdam Step:	3	Control:	On/off
Life Time LED 1:	100,000h - L90 - B10 (Ta 25°C)		

#### Polar

