

Twilight Copenhagen

Design iGuzzini

iGuzzini

Last information update: November 2024

Product configuration: S373.01+X786.01

S373.01: Wall-mounted luminaire - ST1.5 optic - Warm White - White

X786.01: Arm L=500mm for wall-mounting - for Twilight Copenhagen - White



Product code

S373.01: Wall-mounted luminaire - ST1.5 optic - Warm White - White

Technical description

Outdoor luminaire with direct light street optic for wall-mounted installation. The optical assembly is made of EN1706AC 46100LF aluminium alloy, subjected to a multi-step, pre-treatment process in which the main phases are degreasing, fluorozirconation (a protective surface film) and sealing (with a nano-structured silane layer). The painting stage consists of a primer and a textured acrylic paint, cured at 150 °C, with a high level of weather and UV ray resistance. The 5 mm thick, sodium-calcium closing glass for both optical assemblies is fitted to the product via 3 captive screws on each side. The high IP rating is guaranteed by the silicone gasket placed between the two elements. Electronic power supply with 100%-70% Middle of the Night profile. Driver with automatic internal temperature control system. Power supply with automatic internal temperature control system. Complete with Warm White monochrome LED circuit. The wiring and optical assembly can be opened with everyday tools. The product can be wall-mounted using a linear arm to be purchased separately. All external screws are made of stainless steel.

Installation

The product can be wall-mounted using a linear arm code X786 to be purchased separately.

Colour

White (01)


Weight (Kg)

6.86

Mounting

wall surface

Complies with EN60598-1 and pertinent regulations



Accessory code

X786.01: Arm L=500mm for wall-mounting - for Twilight Copenhagen - White

Technical description

Arm L=500mm for wall-mounting for the Twilight Copenhagen family.

Colour

White (01)

Mounting

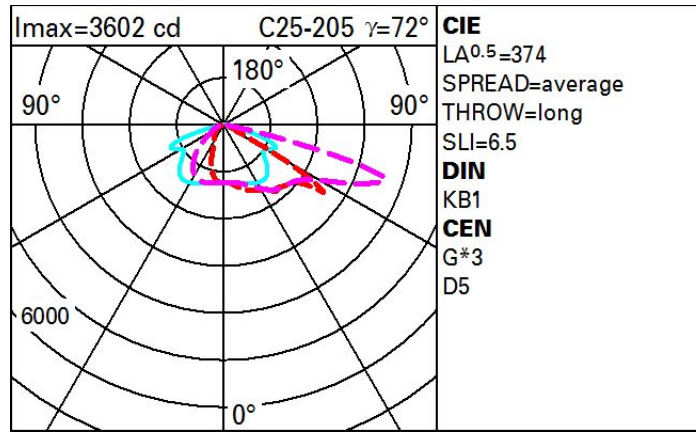
wall surface

Complies with EN60598-1 and pertinent regulations

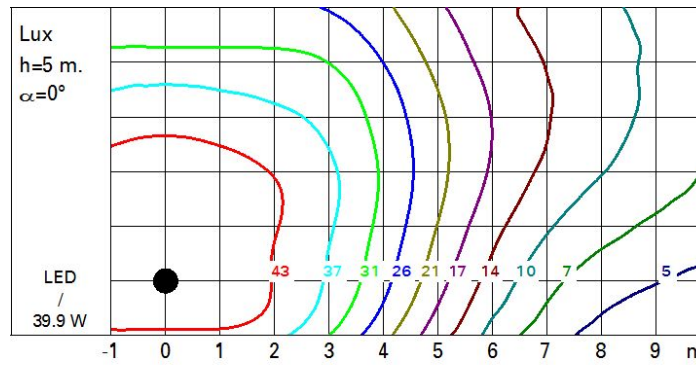
Technical data

Im system:	5330	Life Time LED 2:	100,000h - L90 - B10 (Ta 40°C)
W system:	39.9	Lamp code:	LED
Im source:	-	Number of lamps for optical assembly:	1
W source:	-	ZVEI Code:	LED
Luminous efficiency (Im/W, real value):	133.6	Number of optical assemblies:	1
Im in emergency mode:	-	Intervallo temperatura ambiente:	from -40°C to 50°C.
Total light flux at or above an angle of 90° [Lm]:	0	Power factor:	See installation instructions
Light Output Ratio (L.O.R.) [%]:	100	Inrush current:	21 A / 300 µs
CRI (minimum):	70	Maximum number of luminaires of this type per miniature circuit breaker:	B10A: 13 luminaires B16A: 21 luminaires C10A: 21 luminaires C16A: 35 luminaires
Colour temperature [K]:	3000	Overvoltage protection:	10kV Common mode & 6kV Differential mode
MacAdam Step:	3	Control:	Midnight preset/DALI NFC
Life Time LED 1:	100,000h - L90 - B10 (Ta 25°C)		

Polar



Isolux



Utilisation factors

