


Last information update: March 2025

Product configuration: RZ78.M6

RZ78.M6: Module for Superrail 48V track - DALI - Neutral White - UGR<19 - L=1372 - - 10.3W 1402.5lm - 4000K - CRI 90 - White/Black Transparent

**Product code**

RZ78.M6: Module for Superrail 48V track - DALI - Neutral White - UGR<19 - L=1372 - - 10.3W 1402.5lm - 4000K - CRI 90 - White/Black Transparent

Technical description

Linear lighting product with Neutral White CRI90 monochrome LED complete with adapter for installation on a Superrail 48V track. UGR<19 luminaire with controlled luminance ($L \leq 3000 \text{ cd/m}^2$) ideal for environments with video screen use. Opti-Diamond Space optic available in a White Cover (Transparent white) or Black Cover (Transparent black) version. The adapter made of a thermoplastic material includes the DC/DC driver circuit with a DALI dimmable function. Integrated «power line» technology allows each light module on the track to be adjusted separately. Frameless version main body made of extruded aluminium. A rapid tool-free system for connecting the adapter electrically and mechanically to the track.

Installation

Mechanical fastening with adapter on a Superrail 48V track

Colour

White/Black Transparent (M6)

Weight (Kg)

0.75

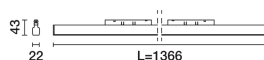
Mounting

Low voltage track

Wiring

Integrated DC/DC LED driver in adapter - direct connection on 48V track. Track power supply unit to be ordered separately.

Complies with EN60598-1 and pertinent regulations

**Technical data**

Im system:	1271	MacAdam Step:	3
W system:	8.7	Lamp code:	LED
Im source:	1650	Number of lamps for optical assembly:	1
W source:	8.7	ZVEI Code:	LED
Luminous efficiency (Im/W, real value):	146	Number of optical assemblies:	1
Im in emergency mode:	-	LED current [mA]:	36
Total light flux at or above an angle of 90° [Lm]:	24	Power factor:	See installation instructions
Light Output Ratio (L.O.R.) [%]:	77	Minimum dimming %:	5
CRI (minimum):	90	Overvoltage protection:	2kV Common mode & 1kV Differential mode
Colour temperature [K]:	4000	Control:	DALI

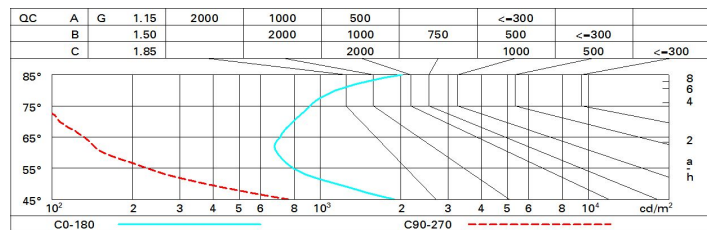
Polar

		Lux				
h	d1	d2	Em	Emax		
1	1.1	1.2	1027	1305		
2	2.3	2.3	257	326		
3	3.4	3.5	114	145		
4	4.6	4.6	64	82		

Utilisation factors

R	77	75	73	71	55	53	33	00	DRR
K0.8	67	63	60	58	62	59	59	56	74
1.0	70	66	64	62	65	63	63	60	79
1.5	74	71	69	67	70	68	67	65	86
2.0	77	75	73	72	73	72	71	68	90
2.5	78	77	75	74	75	74	73	71	93
3.0	80	78	77	76	77	76	75	72	96
4.0	81	80	79	78	78	77	76	74	97
5.0	81	80	80	79	79	78	77	74	99

Luminance curve limit



UGR diagram

Corrected UGR values (at 1050 lm bare lamp luminous flux)											
Reflect.: ceiling/cav walls work pl. Room dim x y		0.70	0.70	0.50	0.50	0.30	0.70	0.70	0.50	0.50	0.30
		0.50	0.30	0.50	0.30	0.30	0.50	0.30	0.50	0.30	0.30
		0.20	0.20	0.20	0.20	0.20	0.20	0.20	0.20	0.20	0.20
		viewed crosswise					viewed endwise				
2H	2H	11.4	12.1	11.7	12.3	12.6	9.7	10.4	10.0	10.7	11.0
	3H	11.3	11.9	11.7	12.2	12.6	9.6	10.2	9.9	10.5	10.8
	4H	11.3	11.9	11.7	12.2	12.6	9.5	10.1	9.9	10.4	10.8
	6H	11.4	11.9	11.8	12.2	12.6	9.4	10.0	9.8	10.3	10.7
	8H	11.4	11.9	11.8	12.3	12.7	9.4	9.9	9.8	10.3	10.7
	12H	11.5	12.0	12.0	12.4	12.8	9.4	9.8	9.8	10.2	10.6
4H	2H	11.2	11.8	11.6	12.1	12.4	9.6	10.1	9.9	10.4	10.8
	3H	11.1	11.6	11.5	12.0	12.4	9.4	9.9	9.8	10.3	10.7
	4H	11.1	11.5	11.6	11.9	12.4	9.3	9.8	9.8	10.2	10.6
	6H	11.2	11.6	11.7	12.0	12.5	9.3	9.6	9.7	10.1	10.5
	8H	11.3	11.6	11.8	12.1	12.5	9.2	9.6	9.7	10.0	10.5
	12H	11.4	11.7	11.9	12.2	12.7	9.2	9.5	9.7	10.0	10.5
8H	4H	11.0	11.3	11.5	11.8	12.3	9.2	9.6	9.7	10.0	10.5
	6H	11.1	11.4	11.6	11.9	12.4	9.2	9.5	9.7	9.9	10.5
	8H	11.2	11.4	11.7	11.9	12.5	9.1	9.4	9.7	9.9	10.4
	12H	11.4	11.6	11.9	12.1	12.7	9.1	9.3	9.6	9.8	10.4
12H	4H	11.0	11.3	11.4	11.7	12.2	9.2	9.5	9.7	10.0	10.5
	6H	11.0	11.3	11.6	11.8	12.3	9.1	9.4	9.7	9.9	10.4
	8H	11.2	11.4	11.7	11.9	12.4	9.1	9.3	9.6	9.8	10.4
Variations with the observer position at spacing:											
S =	1.0H	4.5 / -5.1					4.6 / -8.4				
	1.5H	7.2 / -5.5					7.4 / -9.1				
	2.0H	9.1 / -6.0					9.3 / -9.4				