

Easy Space Square

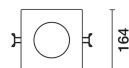
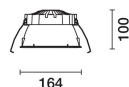
Design iGuzzini

iGuzzini

Last information update: June 2024

Product configuration: RM52.83

RM52.83: Square 163 - UGR < 19 - INVERTER - Warm White - Emergency - Transparent/Black



Product code

RM52.83: Square 163 - UGR < 19 - INVERTER - Warm White - Emergency - Transparent/Black

Technical description

Square recess luminaire with fixed optics, in version with outer frame - version set up for emergency functioning. High efficiency LED source with high colour rendering index. Controlled luminance emission $L < 3000 \text{ cd/mq}$ - $UGR < 19$ - ideal for environments with video screen use. Emission unit integrated into the polycarbonate external structure - made up of PMMA prismatic reflector in combination with flow recovery unit and transparent PMMA flat screen combined with the PET film with satin finish. The painted die-cast aluminium diffuser encompasses the steel wire coupling springs. Power supply unit - complete with inverter and battery unit - supplied with the luminaire.

Installation

recessed with steel wire springs for false ceilings from 1 to 25 mm thick

Colour

Black Transparent (83)

Weight (Kg)

1.27

Mounting

ceiling surface

Wiring

functioning electronic components included - inverter and battery unit for emergency functioning to connect to the luminaire (see instructions sheet).

Complies with EN60598-1 and pertinent regulations



IP20

IP54

On the visible part of the product once installed



Technical data

Im system:	1170	MacAdam Step:	2
W system:	13.9	Life Time LED 1:	> 50,000h - L90 - B10 (Ta 25°C)
Im source:	1360	Lamp code:	LED
W source:	8.6	Number of lamps for optical assembly:	1
Luminous efficiency (Im/W, real value):	84.1	ZVEI Code:	LED
Im in emergency mode:	-	Number of optical assemblies:	1
Total light flux at or above an angle of 90° [Lm]:	0	Power factor:	See installation instructions
Light Output Ratio (L.O.R.) [%]:	86	Inrush current:	20 A / 200 µs
CRI (minimum):	90	Maximum number of luminaires of this type per miniature circuit breaker:	B10A: 14 luminaires B16A: 23 luminaires C10A: 23 luminaires C16A: 39 luminaires
Colour temperature [K]:	3500	Overvoltage protection:	2kV Common mode & 1kV Differential mode

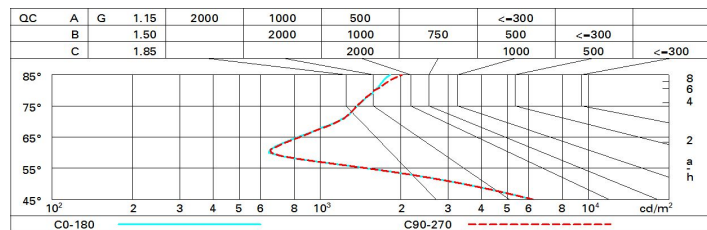
Polar

		CIE nL 0.86 87-98-99-100-86 UGR 15.4-15.1 DIN A.61 UTE 0.86A+0.00T F*1=875 F*1.4F*2=981 F*1.4F*2+F*3=993 CIBSE LG3 L<3000 cd/m² at 65° UGR<16 L<3000 cd/mq @65°		Lux	
h	d1	d2	Em	E _{max}	
1	1.2	1.2	872	1221	
2	2.3	2.3	218	305	
3	3.5	3.5	97	136	
4	4.6	4.6	54	76	

Utilisation factors

R	77	75	73	71	55	53	33	00	DRR
K0.8	73	67	64	61	67	63	63	59	69
1.0	77	72	69	66	71	68	68	64	75
1.5	82	79	76	74	78	75	74	71	83
2.0	85	83	81	79	81	80	79	76	88
2.5	87	85	84	82	84	82	81	79	91
3.0	89	87	86	84	85	84	83	81	94
4.0	90	89	88	87	87	86	85	82	96
5.0	91	90	89	88	88	87	86	83	97

Luminance curve limit



UGR diagram

Corrected UGR values (at 1300 lm bare lamp luminous flux)											
Reflect.: ceiling/cav walls work pl. Room dim x y		0.70	0.70	0.50	0.50	0.30	0.70	0.70	0.50	0.50	0.30
		0.50	0.30	0.50	0.30	0.30	0.50	0.30	0.50	0.30	0.30
		0.20	0.20	0.20	0.20	0.20	0.20	0.20	0.20	0.20	0.20
		viewed crosswise					viewed endwise				
2H	2H	15.2	16.0	15.5	16.2	16.5	15.2	16.0	15.5	16.2	16.5
	3H	15.2	15.9	15.5	16.1	16.4	15.1	15.8	15.5	16.1	16.4
	4H	15.2	15.9	15.5	16.1	16.5	15.1	15.7	15.4	16.0	16.3
	6H	15.3	15.9	15.6	16.2	16.5	15.0	15.6	15.4	15.9	16.2
	8H	15.3	15.9	15.7	16.2	16.6	15.0	15.5	15.3	15.9	16.2
	12H	15.4	15.9	15.7	16.2	16.6	14.9	15.5	15.3	15.8	16.2
4H	2H	15.1	15.7	15.4	16.0	16.3	15.2	15.9	15.6	16.2	16.5
	3H	15.0	15.6	15.4	15.9	16.3	15.2	15.7	15.6	16.1	16.4
	4H	15.1	15.6	15.5	16.0	16.4	15.1	15.6	15.5	16.0	16.4
	6H	15.3	15.7	15.7	16.1	16.5	15.1	15.5	15.5	15.9	16.3
	8H	15.4	15.8	15.8	16.2	16.6	15.1	15.5	15.5	15.9	16.3
	12H	15.5	15.8	15.9	16.2	16.7	15.1	15.4	15.5	15.8	16.3
8H	4H	15.1	15.4	15.5	15.9	16.3	15.4	15.8	15.8	16.2	16.6
	6H	15.3	15.6	15.8	16.1	16.5	15.5	15.8	15.9	16.2	16.7
	8H	15.5	15.7	15.9	16.2	16.7	15.5	15.8	16.0	16.2	16.7
	12H	15.6	15.9	16.1	16.3	16.9	15.5	15.7	16.0	16.2	16.7
12H	4H	15.0	15.4	15.5	15.8	16.3	15.5	15.9	16.0	16.3	16.8
	6H	15.3	15.6	15.8	16.0	16.5	15.6	15.9	16.1	16.4	16.9
	8H	15.5	15.7	16.0	16.2	16.7	15.7	15.9	16.2	16.4	16.9
Variations with the observer position at spacing:											
S =	1.0H	2.7 / -3.5					2.6 / -3.4				
	1.5H	4.5 / -4.2					4.5 / -4.1				
	2.0H	6.4 / -4.3					6.4 / -4.2				