

Easy


Design iGuzzini

iGuzzini

Last information update: February 2025

Product configuration: RL58.01

RL58.01: Ø 105 mm - warm white - DALI - 13.2W 1394lm - 3500K - CRI 90 - White



Product code

RL58.01: Ø 105 mm - warm white - DALI - 13.2W 1394lm - 3500K - CRI 90 - White

Technical description

Round fixed luminaire designed to use LED lamps with C.o.B. technology. Version with rim for surface-mounting. Reflector vacuum-metallised with aluminium vapours with an anti-scratch protective layer. Dissipater made of painted grey die-cast aluminium. Product complete with LED lamp in warm white colour tone (3500K). General lighting beam.

Installation

Recessed using torsion springs which allow easy installation in false ceilings with thicknesses ranging from 1 mm to 20 mm.

Colour

White (01)

Weight (Kg)

0.36

Mounting

ceiling recessed

Wiring

product complete with DALI components

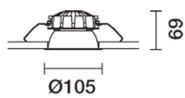
Complies with EN60598-1 and pertinent regulations



IP20

IP54

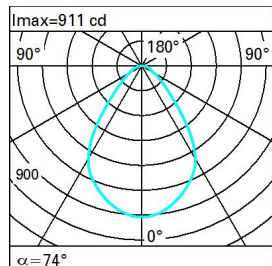
On the visible part of the product once installed



Technical data

lm system:	1394	Colour temperature [K]:	3500
W system:	13.2	MacAdam Step:	2
lm source:	1700	Life Time LED 1:	> 50,000h - L90 - B10 (Ta 25°C)
W source:	11	Lamp code:	LED
Luminous efficiency (lm/W, real value):	105.6	Number of lamps for optical assembly:	1
lm in emergency mode:	-	ZVEI Code:	LED
Total light flux at or above an angle of 90° [Lm]:	0	Number of optical assemblies:	1
Light Output Ratio (L.O.R.) [%]:	82	Control:	DALI-2
CRI (minimum):	90		

Polar

	Lux			
	h	d	Em	Emax
	1	1.5	642	911
	2	3	161	228
	3	4.5	71	101
	4	6	40	57

Utilisation factors

R	77	75	73	71	55	53	33	00	DRR
K0.8	63	57	52	49	56	52	51	47	58
1.0	68	62	58	55	61	57	57	53	64
1.5	74	70	66	63	69	65	65	61	74
2.0	78	75	72	69	73	71	70	66	81
2.5	81	78	75	73	76	74	73	70	85
3.0	82	80	78	76	78	76	75	72	88
4.0	84	82	80	79	80	79	78	75	91
5.0	85	83	82	81	82	80	79	76	93

UGR diagram

Corrected UGR values (at 1700 lm bare lamp luminous flux)											
Riflect.: ceiling walls work pl. Room dim x y	viewed crosswise					viewed endwise					
	0.70	0.70	0.50	0.50	0.30	0.70	0.70	0.50	0.50	0.30	
	0.50	0.30	0.50	0.30	0.30	0.50	0.30	0.50	0.30	0.30	
	0.20	0.20	0.20	0.20	0.20	0.20	0.20	0.20	0.20	0.20	
2H	2H	23.7	24.6	24.0	24.8	25.1	23.7	24.6	24.0	24.8	25.1
	3H	24.4	25.2	24.7	25.5	25.8	23.9	24.7	24.2	25.0	25.3
	4H	24.8	25.6	25.1	25.9	26.2	23.9	24.7	24.3	25.0	25.3
	6H	25.1	25.8	25.5	26.2	26.5	23.9	24.6	24.3	25.0	25.3
	8H	25.3	25.9	25.6	26.3	26.6	23.9	24.6	24.3	24.9	25.3
	12H	25.3	26.0	25.7	26.3	26.7	23.9	24.5	24.3	24.9	25.2
4H	2H	23.9	24.7	24.3	25.0	25.3	24.8	25.6	25.1	25.9	26.2
	3H	24.9	25.5	25.3	25.9	26.2	25.2	25.9	25.6	26.2	26.6
	4H	25.4	26.0	25.8	26.4	26.7	25.4	26.0	25.8	26.4	26.7
	6H	25.9	26.4	26.3	26.8	27.2	25.6	26.1	26.0	26.5	26.9
	8H	26.1	26.5	26.5	27.0	27.4	25.6	26.1	26.0	26.5	26.9
	12H	26.2	26.6	26.6	27.0	27.5	25.6	26.0	26.1	26.5	26.9
8H	4H	25.6	26.1	26.0	26.5	26.9	26.1	26.5	26.5	27.0	27.4
	6H	26.2	26.6	26.7	27.1	27.5	26.4	26.7	26.8	27.2	27.7
	8H	26.5	26.8	27.0	27.3	27.8	26.5	26.8	27.0	27.3	27.8
	12H	26.7	27.0	27.2	27.5	28.0	26.6	26.9	27.1	27.3	27.9
12H	4H	25.6	26.0	26.1	26.5	26.9	26.2	26.6	26.6	27.0	27.5
	6H	26.3	26.6	26.8	27.1	27.6	26.5	26.9	27.0	27.3	27.8
	8H	26.6	26.9	27.1	27.3	27.9	26.7	27.0	27.2	27.5	28.0
Variations with the observer position at spacing:											
S =	1.0H	0.5 / -0.5					0.5 / -0.5				
	1.5H	1.1 / -1.0					1.1 / -1.0				
	2.0H	2.1 / -1.2					2.1 / -1.2				