

## Laser Blade XS


Design iGuzzini

iGuzzini

Last information update: February 2025

### Product configuration: RA81

RA81: Frame 15 cells - Flood beam - LED



### Product code

RA81: Frame 15 cells - Flood beam - LED

### Technical description

Linear miniaturised recessed luminaire with 15 optical elements for LED lamps - fixed optics. Despite the ultracompact size of the product, the patented technology of the optic system guarantees an efficient flow and a high level of controlled glare visual comfort. Main body with die-cast aluminium radiant surface, version with perimeter surface frame. Metalised, thermoplastic, high definition Opti Beam reflectors, integrated in a set-back position in the anti-glare screen. Supplied with DALI power supply unit connected to the luminaire.

### Installation

Recessed with steel wire springs for false ceilings from 1 to 25 mm thick - preparation hole 24 x 276.

### Colour

White (01) | Black / Black (43) | Black / White (47) | White/Gold (41)\* | Grey / Black (74)\* | White / burnished chrome (E7)\*

### Weight (Kg)

0.75

\* Colours on request

### Mounting

wall recessed|ceiling recessed

### Wiring

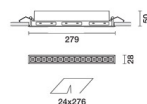
On the power supply unit with terminal board included.

Complies with EN60598-1 and pertinent regulations



IP20

IP23



### Technical data

lm system:	2366	Colour temperature [K]:	3500
W system:	33.8	MacAdam Step:	2
lm source:	2850	Life Time LED 1:	> 50,000h - L80 - B10 (Ta 25°C)
W source:	30	Voltage [Vin]:	230
Luminous efficiency (lm/W, real value):	70	Lamp code:	LED
lm in emergency mode:	-	Number of lamps for optical assembly:	1
Total light flux at or above an angle of 90° [Lm]:	0	ZVEI Code:	LED
Light Output Ratio (L.O.R.) [%]:	83	Number of optical assemblies:	1
Beam angle [°]:	43°	Control:	DALI-2
CRI (minimum):	90		

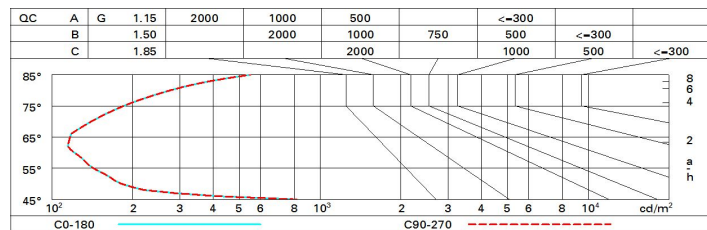
### Polar

<p><math>\alpha = 42^\circ</math></p>	<b>CIE</b> nL 0.83 100-100-100-100-83 UGR <10-10 <b>DIN</b> A.61 <b>UTE</b> 0.83A+0.00T F*1=999 F*1+F*2=1000 F*1+F*2+F*3=1000 <b>CIBSE</b> LG3 L<1500 cd/m <sup>2</sup> at 65° UGR<10   L<1500 cd/mq @65°				<b>Lux</b>			
	h	d	Em	E <sub>max</sub>				
	2	1.5	989	1206				
	4	3.1	247	301				
	6	4.6	110	134				
	8	6.1	62	75				

# Utilisation factors

R	77	75	73	71	55	53	33	00	DRR
K0.8	75	71	68	66	70	68	68	65	78
1.0	78	75	72	70	74	72	71	69	83
1.5	82	80	77	76	79	77	76	74	89
2.0	85	83	81	80	82	80	79	77	93
2.5	86	85	84	83	84	83	82	79	96
3.0	87	86	85	85	85	84	83	81	98
4.0	88	87	87	86	86	86	84	82	99
5.0	89	88	88	88	87	87	85	83	100

# Luminance curve limit



# UGR diagram

Corrected UGR values (at 2850 lm bare lamp luminous flux)											
Reflect.: ceiling/cav walls work pl. Room dim x y		viewed crosswise					viewed endwise				
2H	2H	7.3	7.8	7.6	8.0	8.3	7.3	7.8	7.6	8.0	8.3
	3H	7.2	7.6	7.5	7.9	8.2	7.2	7.6	7.5	7.9	8.2
	4H	7.1	7.5	7.5	7.8	8.1	7.1	7.5	7.5	7.8	8.1
	6H	7.1	7.4	7.4	7.7	8.1	7.1	7.4	7.4	7.7	8.1
	8H	7.0	7.4	7.4	7.7	8.0	7.0	7.4	7.4	7.7	8.0
	12H	7.0	7.3	7.4	7.7	8.0	7.0	7.3	7.4	7.7	8.0
4H	2H	7.1	7.5	7.5	7.8	8.1	7.1	7.5	7.5	7.8	8.1
	3H	7.0	7.3	7.4	7.7	8.0	7.0	7.3	7.4	7.7	8.0
	4H	6.9	7.2	7.3	7.6	7.9	6.9	7.2	7.3	7.6	7.9
	6H	6.8	7.1	7.2	7.5	7.9	6.8	7.1	7.2	7.5	7.9
	8H	6.8	7.0	7.2	7.4	7.9	6.8	7.0	7.2	7.4	7.9
	12H	6.7	7.0	7.2	7.4	7.8	6.7	6.9	7.2	7.4	7.8
8H	4H	6.8	7.0	7.2	7.4	7.9	6.8	7.0	7.2	7.4	7.9
	6H	6.7	6.9	7.1	7.3	7.8	6.7	6.9	7.1	7.3	7.8
	8H	6.6	6.8	7.1	7.3	7.8	6.6	6.8	7.1	7.3	7.8
	12H	6.6	6.7	7.1	7.2	7.7	6.6	6.7	7.1	7.2	7.7
12H	4H	6.7	6.9	7.2	7.4	7.8	6.7	7.0	7.2	7.4	7.8
	6H	6.6	6.8	7.1	7.3	7.8	6.6	6.8	7.1	7.3	7.8
	8H	6.6	6.7	7.1	7.2	7.7	6.6	6.7	7.1	7.2	7.7
Variations with the observer position at spacing:											
S =	1.0H	7.0 / -14.5					7.0 / -14.5				
	1.5H	9.8 / -14.7					9.8 / -14.7				
	2.0H	11.8 / -14.8					11.8 / -14.8				