

Blade R downlight

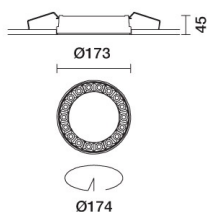
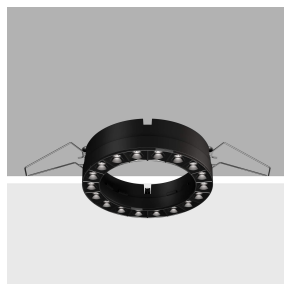
Design iGuzzini

iGuzzini

Last information update: October 2024

Product configuration: QW69

QW69: Minimal Ø 174 - Wide Flood beam - LED



Product code

QW69: Minimal Ø 174 - Wide Flood beam - LED

Technical description

Ring luminaire with 18 optical elements for LED lamps - fixed optics. The optic system guarantees a high level of visual comfort and no glare. The body includes a radiant surface made of die-cast aluminium. Minimal (frameless) version for flush with ceiling installation. For recessed installation in a false ceiling a specific adapter is required that is available with a separate item code. High definition reflectors made of thermoplastic material vacuum-metallised with aluminium vapours, integrated in a set-back position in the anti-glare screen. Supplied with a power supply unit connected to the luminaire.

Installation

Recessed with steel wire springs for false ceilings from 12,5 to 25 mm thick - Ø 174 installation hole.

Colour

White (01) | Black (04) | Gold (14)* | Burnished chrome (E6)*

Weight (Kg)

0.68

* Colours on request

Mounting

ceiling recessed

Wiring

On the power supply unit with terminal board included. Available in DALI electronic versions.

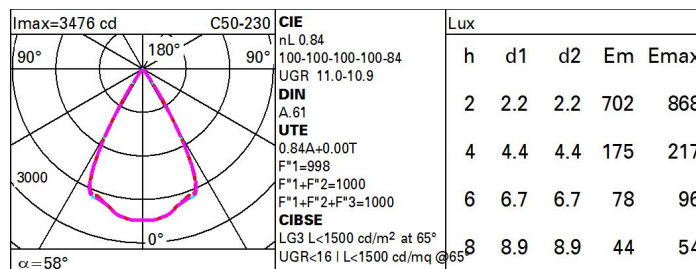
Complies with EN60598-1 and pertinent regulations



Technical data

lm system:	2772	Life Time LED 1:	50,000h - L90 - B10 (Ta 25°C)
W system:	39.1	Voltage [Vin]:	230
lm source:	3300	Lamp code:	LED
W source:	36	Number of lamps for optical assembly:	1
Luminous efficiency (lm/W, real value):	70.9	ZVEI Code:	LED
lm in emergency mode:	-	Number of optical assemblies:	1
Total light flux at or above an angle of 90° [Lm]:	0	Power factor:	See installation instructions
Light Output Ratio (L.O.R.) [%]:	84	Inrush current:	30 A / 200 µs
Beam angle [°]:	58°	Maximum number of luminaires of this type per miniature circuit breaker:	B10A: 12 luminaires B16A: 20 luminaires C10A: 20 luminaires C16A: 34 luminaires
CRI (minimum):	90	Minimum dimming %:	1
Colour temperature [K]:	3500	Overvoltage protection:	2kV Common mode & 2kV Differential mode
MacAdam Step:	2	Control:	DALI-2

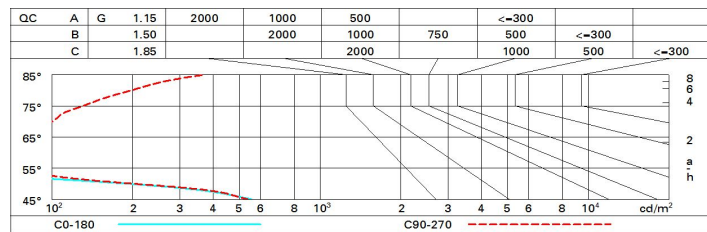
Polar



Utilisation factors

R	77	75	73	71	55	53	33	00	DRR
K0.8	76	72	69	67	71	69	68	66	78
1.0	79	76	73	71	75	73	72	70	83
1.5	83	80	78	77	79	78	77	74	89
2.0	86	84	82	81	83	81	80	78	93
2.5	87	86	85	84	85	84	83	80	96
3.0	88	87	86	86	86	85	84	82	98
4.0	89	88	88	87	87	87	85	83	99
5.0	90	89	89	89	88	88	86	84	100

Luminance curve limit



UGR diagram

Corrected UGR values (at 3300 lm bare lamp luminous flux)											
Reflect.: ceiling/cav walls work pl. Room dim x y		0.70	0.70	0.50	0.50	0.30	0.70	0.70	0.50	0.50	0.30
		0.50	0.30	0.50	0.30	0.30	0.50	0.30	0.50	0.30	0.30
		0.20	0.20	0.20	0.20	0.20	0.20	0.20	0.20	0.20	0.20
		viewed crosswise					viewed endwise				
2H	2H	11.0	12.2	11.9	12.5	12.7	11.4	12.0	11.7	12.3	12.5
	3H	11.5	12.0	11.8	12.3	12.6	11.3	11.8	11.6	12.1	12.4
	4H	11.4	11.9	11.8	12.2	12.5	11.2	11.7	11.6	12.0	12.3
	6H	11.3	11.8	11.7	12.1	12.4	11.2	11.6	11.5	11.9	12.3
	8H	11.3	11.7	11.7	12.1	12.4	11.1	11.6	11.5	11.9	12.2
	12H	11.3	11.7	11.6	12.0	12.4	11.1	11.5	11.5	11.8	12.2
4H	2H	11.4	11.9	11.8	12.2	12.5	11.2	11.7	11.6	12.0	12.3
	3H	11.3	11.7	11.6	12.0	12.4	11.1	11.5	11.5	11.8	12.2
	4H	11.2	11.5	11.6	11.9	12.3	11.0	11.4	11.4	11.7	12.1
	6H	11.1	11.4	11.5	11.8	12.2	10.9	11.2	11.3	11.6	12.0
	8H	11.0	11.3	11.5	11.8	12.2	10.9	11.2	11.3	11.6	12.0
	12H	11.0	11.3	11.4	11.7	12.1	10.8	11.1	11.3	11.5	12.0
8H	4H	11.0	11.3	11.5	11.8	12.2	10.9	11.2	11.3	11.6	12.0
	6H	11.0	11.2	11.4	11.6	12.1	10.8	11.0	11.2	11.5	11.9
	8H	10.9	11.1	11.4	11.6	12.1	10.7	10.9	11.2	11.4	11.9
	12H	10.8	11.0	11.3	11.5	12.0	10.7	10.9	11.2	11.3	11.9
12H	4H	11.0	11.3	11.4	11.7	12.1	10.8	11.1	11.3	11.5	12.0
	6H	10.9	11.1	11.4	11.6	12.1	10.7	10.9	11.2	11.4	11.9
	8H	10.8	11.0	11.3	11.5	12.0	10.7	10.9	11.2	11.3	11.9
Variations with the observer position at spacing:											
S =		1.0H	6.9 / -27.9				6.8 / -18.2				
		1.5H	9.7 / -28.2				9.6 / -18.4				
		2.0H	11.7 / -28.5				11.6 / -18.6				