

## Blade R downlight

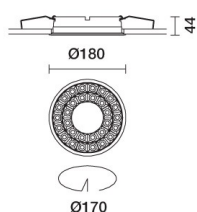
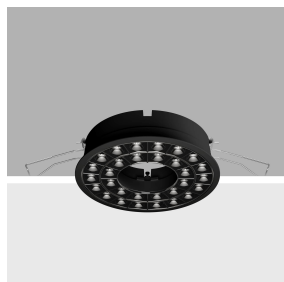
Design iGuzzini

iGuzzini

Last information update: April 2025

### Product configuration: QS53

QS53: Frame Ø 170 - Flood beam - LED



### Product code

QS53: Frame Ø 170 - Flood beam - LED

### Technical description

Ring luminaire with 18+12 optical elements for LED lamps - fixed optics. The optic system guarantees a high level of visual comfort and no glare. The body includes a radiant surface made of die-cast aluminium. The 18 LED and 12 LED optical assemblies include control gear and separate on/off switches. High definition reflectors made of thermoplastic material vacuum-metallised with aluminium vapours, integrated in a set-back position in the anti-glare screen. Supplied with a power supply unit connected to the luminaire.

### Installation

Recessed with steel wire springs for false ceilings from 1 to 25 mm thick - Ø 170 installation hole.

### Colour

White (01) | Black / Black (43) | Black / White (47) | White/Gold (41)\* | White / burnished chrome (E7)\*

\* Colours on request

### Weight (Kg)

1.25

### Mounting

ceiling recessed

### Wiring

On the power supply unit with terminal board included. Available in DALI versions.

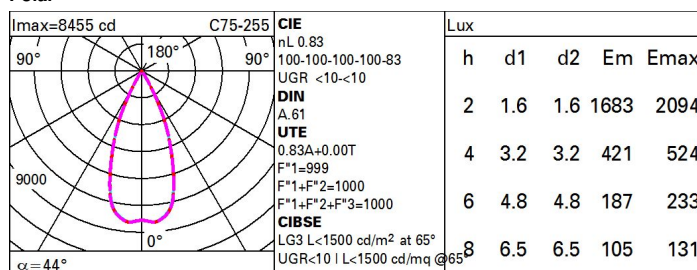
Complies with EN60598-1 and pertinent regulations



### Technical data

lm system:	4026	Colour temperature [K]:	3000
W system:	56.2	MacAdam Step:	2
lm source:	4850	Life Time LED 1:	> 50,000h - L80 - B10 (Ta 25°C)
W source:	51	Voltage [Vin]:	230
Luminous efficiency (lm/W, real value):	71.6	Lamp code:	LED
lm in emergency mode:	-	Number of lamps for optical assembly:	1
Total light flux at or above an angle of 90° [Lm]:	0	ZVEI Code:	LED
Light Output Ratio (L.O.R.) [%]:	83	Number of optical assemblies:	1
Beam angle [°]:	44°	Control:	DALI-2
CRI (minimum):	90		

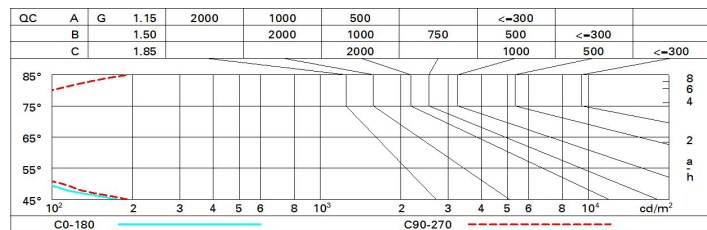
### Polar



# Utilisation factors

R	77	75	73	71	55	53	33	00	DRR
K0.8	75	71	69	66	71	68	68	65	78
1.0	78	75	72	71	74	72	71	69	83
1.5	82	80	78	76	79	77	76	74	89
2.0	85	83	81	80	82	80	79	77	93
2.5	86	85	84	83	84	83	82	79	96
3.0	87	86	85	85	85	84	83	81	98
4.0	88	87	87	86	86	86	84	82	99
5.0	89	88	88	88	87	87	85	83	100

# Luminance curve limit



# UGR diagram

Corrected UGR values (at 4850 lm bare lamp luminous flux)											
Reflect.: ceiling/cav walls work pl. Room dim x y		viewed crosswise					viewed endwise				
		0.70	0.70	0.50	0.50	0.30	0.70	0.70	0.50	0.50	0.30
		0.50	0.30	0.50	0.30	0.30	0.50	0.30	0.50	0.30	0.30
		0.20	0.20	0.20	0.20	0.20	0.20	0.20	0.20	0.20	0.20
2H	2H	1.8	2.3	2.0	2.6	2.8	1.7	2.3	2.0	2.5	2.8
	3H	1.6	2.1	1.9	2.4	2.7	1.6	2.1	1.9	2.4	2.7
	4H	1.5	2.0	1.9	2.3	2.6	1.5	2.0	1.9	2.3	2.6
	6H	1.5	1.9	1.8	2.2	2.5	1.5	1.9	1.8	2.2	2.5
	8H	1.4	1.9	1.8	2.2	2.5	1.4	1.9	1.8	2.2	2.5
	12H	1.4	1.8	1.8	2.1	2.5	1.4	1.8	1.8	2.1	2.5
4H	2H	1.5	2.0	1.9	2.3	2.6	1.5	2.0	1.9	2.3	2.6
	3H	1.4	1.8	1.8	2.1	2.5	1.4	1.8	1.8	2.1	2.5
	4H	1.3	1.7	1.7	2.0	2.4	1.3	1.7	1.7	2.0	2.4
	6H	1.2	1.5	1.6	1.9	2.3	1.2	1.5	1.6	1.9	2.3
	8H	1.2	1.5	1.6	1.9	2.3	1.2	1.5	1.6	1.9	2.3
	12H	1.1	1.4	1.6	1.8	2.3	1.1	1.4	1.6	1.8	2.3
8H	4H	1.2	1.5	1.6	1.9	2.3	1.2	1.5	1.6	1.9	2.3
	6H	1.1	1.3	1.5	1.8	2.2	1.1	1.3	1.6	1.8	2.2
	8H	1.0	1.2	1.5	1.7	2.2	1.0	1.2	1.5	1.7	2.2
	12H	1.0	1.1	1.5	1.6	2.1	1.0	1.2	1.5	1.6	2.2
12H	4H	1.1	1.4	1.6	1.8	2.3	1.1	1.4	1.6	1.8	2.3
	6H	1.0	1.2	1.5	1.7	2.2	1.1	1.3	1.5	1.7	2.2
	8H	1.0	1.1	1.5	1.6	2.1	1.0	1.2	1.5	1.7	2.2
Variations with the observer position at spacing:											
S =	1.0H	6.9 / -21.5					6.9 / -14.1				
	1.5H	9.7 / -23.4					9.7 / -14.5				
	2.0H	11.7 / -24.2					11.7 / -14.8				