


Last information update: April 2025

Product configuration: QF91.39

QF91.39: Ø 163 mm - warm white - DALI - UGR<19 - 24.5W 2666lm - 3000K - CRI 90 - White / Aluminium

**Product code**

QF91.39: Ø 163 mm - warm white - DALI - UGR<19 - 24.5W 2666lm - 3000K - CRI 90 - White / Aluminium

Technical description

Round fixed luminaire designed to use LED lamps with C.o.B. technology. Version with rim for surface-mounting. Reflector vacuum-metallised with aluminium vapours with an anti-scratch protective layer. Dissipater made of painted grey die-cast aluminium. Product complete with LED lamp in warm white colour tone (3000K). Light beam with UGR<19 L<3000 cd/m² ideal for environments with video terminals.

Installation

Recessed using torsion springs which allow easy installation in false ceilings with thicknesses ranging from 1 mm to 20 mm.

Colour

White / Aluminium (39)

Weight (Kg)

0.68

Mounting

ceiling surface

Wiring

product complete with DALI components

Complies with EN60598-1 and pertinent regulations

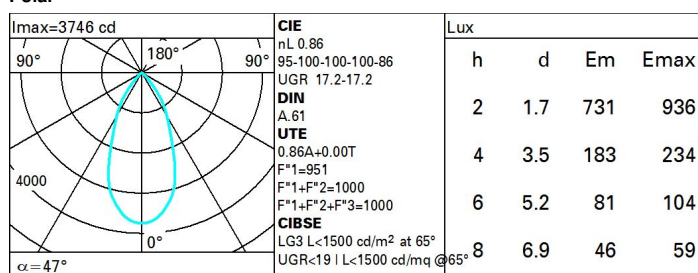


IP20

IP54

On the visible part of
the product once installed**Technical data**

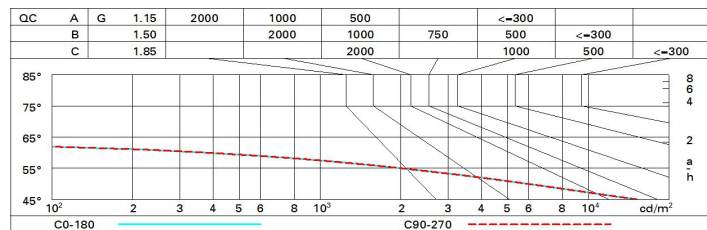
lm system:	2666	Colour temperature [K]:	3000
W system:	24.5	MacAdam Step:	2
lm source:	3100	Life Time LED 1:	> 50,000h - L90 - B10 (Ta 25°C)
W source:	21	Lamp code:	LED
Luminous efficiency (lm/W, real value):	108.8	Number of lamps for optical assembly:	1
lm in emergency mode:	-	ZVEI Code:	LED
Total light flux at or above an angle of 90° [Lm]:	0	Number of optical assemblies:	1
Light Output Ratio (L.O.R.) [%]:	86	Control:	DALI-2
CRI (minimum):	90		

Polar

Utilisation factors

R	77	75	73	71	55	53	33	00	DRR
K0.8	76	71	68	66	71	68	67	64	75
1.0	79	76	73	70	75	72	72	69	80
1.5	84	81	79	77	80	78	77	74	87
2.0	87	85	83	81	84	82	81	79	91
2.5	89	87	86	84	86	84	84	81	94
3.0	90	89	88	87	87	86	85	83	96
4.0	91	90	89	89	88	88	87	84	98
5.0	91	91	90	90	89	89	87	85	99

Luminance curve limit



UGR diagram

Corrected UGR values (at 3100 lm bare lamp luminous flux)											
Reflect.: ceiling/cav walls work pl. Room dim x y		viewed crosswise					viewed endwise				
		0.70	0.70	0.50	0.50	0.30	0.70	0.70	0.50	0.50	0.30
		0.50	0.30	0.50	0.30	0.30	0.50	0.30	0.50	0.30	0.30
		0.20	0.20	0.20	0.20	0.20	0.20	0.20	0.20	0.20	0.20
2H	2H	17.8	18.5	18.1	18.7	18.9	17.8	18.5	18.1	18.7	18.9
	3H	17.7	18.2	18.0	18.5	18.8	17.7	18.3	18.0	18.5	18.8
	4H	17.6	18.1	17.9	18.4	18.7	17.6	18.1	17.9	18.4	18.7
	6H	17.5	18.0	17.9	18.3	18.7	17.5	18.0	17.9	18.3	18.7
	8H	17.5	18.0	17.8	18.3	18.6	17.5	18.0	17.8	18.3	18.6
	12H	17.4	17.9	17.8	18.2	18.6	17.4	17.9	17.8	18.2	18.6
4H	2H	17.6	18.1	17.9	18.4	18.7	17.6	18.1	17.9	18.4	18.7
	3H	17.4	17.9	17.8	18.2	18.6	17.4	17.9	17.8	18.2	18.6
	4H	17.4	17.8	17.8	18.1	18.5	17.4	17.8	17.8	18.1	18.5
	6H	17.3	17.6	17.7	18.0	18.4	17.3	17.6	17.7	18.0	18.4
	8H	17.2	17.5	17.7	18.0	18.4	17.2	17.5	17.7	18.0	18.4
	12H	17.2	17.5	17.6	17.9	18.4	17.2	17.5	17.6	17.9	18.4
8H	4H	17.2	17.5	17.7	18.0	18.4	17.2	17.5	17.7	18.0	18.4
	6H	17.1	17.4	17.6	17.8	18.3	17.1	17.4	17.6	17.8	18.3
	8H	17.1	17.3	17.6	17.8	18.3	17.1	17.3	17.6	17.8	18.3
	12H	17.0	17.2	17.5	17.7	18.2	17.0	17.2	17.5	17.7	18.2
12H	4H	17.2	17.5	17.6	17.9	18.4	17.2	17.5	17.6	17.9	18.4
	6H	17.1	17.3	17.6	17.8	18.3	17.1	17.3	17.6	17.8	18.3
	8H	17.0	17.2	17.5	17.7	18.2	17.0	17.2	17.5	17.7	18.2
Variations with the observer position at spacing:											
S =	1.0H	4.2 / -15.1					4.2 / -15.1				
	1.5H	7.0 / -37.3					7.0 / -37.3				
	2.0H	9.0 / -38.6					9.0 / -38.6				