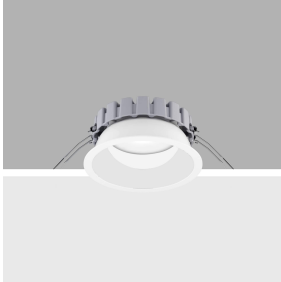


Last information update: February 2025

Product configuration: QF57.01

QF57.01: Ø 163 mm - warm white - DALI - White

**Product code**

QF57.01: Ø 163 mm - warm white - DALI - White

Technical description

Round fixed luminaire designed to use LED lamps with C.o.B. technology. Version with rim for surface-mounting. Reflector vacuum-metallised with aluminium vapours with an anti-scratch protective layer. Dissipater made of painted grey die-cast aluminium. Product complete with LED lamp in warm white colour tone (3000K). General lighting beam.

Installation

Recessed using torsion springs which allow easy installation in false ceilings with thicknesses ranging from 1 mm to 20 mm.

Colour

White (01)

Weight (Kg)

0.68

Mounting

ceiling surface

Wiring

product complete with DALI components

Notes

TPa version available on request, contact iGuzzini for more info

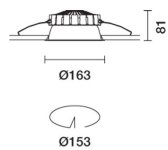
Complies with EN60598-1 and pertinent regulations



IP20

IP54

On the visible part of the product once installed

**Technical data**

Im system:	2083	Colour temperature [K]:	3000
W system:	17	MacAdam Step:	2
Im source:	2450	Life Time LED 1:	> 50,000h - L90 - B10 (Ta 25°C)
W source:	15	Lamp code:	LED
Luminous efficiency (Im/W, real value):	122.5	Number of lamps for optical assembly:	1
Im in emergency mode:	-	ZVEI Code:	LED
Total light flux at or above an angle of 90° [Lm]:	0	Number of optical assemblies:	1
Light Output Ratio (L.O.R.) [%]:	85	Control:	DALI-2
CRI (minimum):	80		

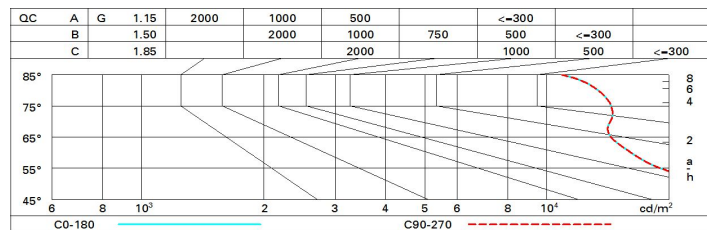
Polar

Imax=1170 cd		CIE		Lux			
		nL 0.85 69-92-98-100-85 UGR 24.6-24.1 DIN A.51 UTE 0.85C+0.00T F*1=693 F*1+F*2=915 F*1+F*2+F*3=981		h	d	Em	E _{max}
				1	1.9	779	1170
				2	3.7	195	293
				3	5.6	87	130
				4	7.5	49	73

Utilisation factors

R	77	75	73	71	55	53	33	00	DRR
K0.8	65	58	53	49	57	52	52	47	56
1.0	70	63	59	55	62	58	57	53	62
1.5	77	72	68	65	70	67	66	62	73
2.0	81	77	74	71	75	73	72	68	80
2.5	83	80	77	75	78	76	75	71	84
3.0	85	82	80	78	80	79	77	74	87
4.0	87	84	83	81	83	81	80	77	90
5.0	88	86	84	83	84	83	81	78	92

Luminance curve limit



UGR diagram

Corrected UGR values (at 2450 lm bare lamp luminous flux)											
Reflect.: ceiling walls work pl. Room dim x y		viewed crosswise					viewed endwise				
2H	2H	22.5	23.4	22.8	23.7	23.9	22.5	23.4	22.8	23.7	23.9
	3H	23.1	23.9	23.4	24.2	24.5	22.7	23.5	23.0	23.7	24.0
	4H	23.4	24.2	23.8	24.5	24.8	22.7	23.4	23.0	23.7	24.1
	6H	23.7	24.4	24.1	24.8	25.1	22.7	23.4	23.0	23.7	24.0
	8H	23.9	24.5	24.2	24.9	25.2	22.7	23.3	23.0	23.7	24.0
	12H	23.9	24.5	24.3	24.9	25.3	22.6	23.3	23.0	23.6	24.0
4H	2H	22.7	23.4	23.0	23.7	24.1	23.4	24.2	23.8	24.5	24.8
	3H	23.5	24.1	23.9	24.5	24.8	23.8	24.4	24.2	24.8	25.2
	4H	24.0	24.5	24.4	24.9	25.3	24.0	24.5	24.4	24.9	25.3
	6H	24.4	24.9	24.8	25.3	25.7	24.1	24.6	24.5	25.0	25.4
	8H	24.6	25.0	25.0	25.4	25.9	24.1	24.6	24.6	25.0	25.5
	12H	24.7	25.1	25.1	25.5	26.0	24.1	24.6	24.6	25.0	25.5
8H	4H	24.1	24.6	24.6	25.0	25.5	24.6	25.0	25.0	25.4	25.9
	6H	24.7	25.1	25.2	25.5	26.0	24.8	25.2	25.3	25.6	26.1
	8H	24.9	25.3	25.4	25.7	26.2	24.9	25.3	25.4	25.7	26.2
	12H	25.1	25.4	25.6	25.9	26.4	25.0	25.3	25.5	25.8	26.3
12H	4H	24.1	24.6	24.6	25.0	25.5	24.7	25.1	25.1	25.5	26.0
	6H	24.7	25.1	25.2	25.5	26.0	24.9	25.3	25.4	25.7	26.2
	8H	25.0	25.3	25.5	25.8	26.3	25.1	25.4	25.6	25.9	26.4
Variations with the observer position at spacing:											
S =		0.6 / -0.8					0.6 / -0.8				
		1.5 / -1.2					1.5 / -1.2				
		2.7 / -1.4					2.7 / -1.4				