


Last information update: February 2025

Product configuration: QF51.39

QF51.39: Ø 105 mm - neutral white - DALI - 13.2W 1558lm - 4000K - White / Aluminium

**Product code**

QF51.39: Ø 105 mm - neutral white - DALI - 13.2W 1558lm - 4000K - White / Aluminium

Technical description

Round fixed luminaire designed to use LED lamps with C.o.B. technology. Version with rim for surface-mounting. Reflector vacuum-metallised with aluminium vapours with an anti-scratch protective layer. Dissipater made of painted grey die-cast aluminium. Product complete with LED lamp in neutral white colour tone (4000K). General lighting beam.

Installation

Recessed using torsion springs which allow easy installation in false ceilings with thicknesses ranging from 1 mm to 20 mm.

Colour

White / Aluminium (39)

Weight (Kg)

0.36

Mounting

ceiling surface

Wiring

product complete with DALI components

Notes

TPa version available on request, contact iGuzzini for more info

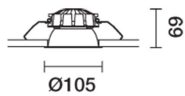
Complies with EN60598-1 and pertinent regulations



IP20

IP54

On the visible part of the product once installed

**Technical data**

lm system:	1615	Colour temperature [K]:	4000
W system:	13.2	MacAdam Step:	2
lm source:	1900	Life Time LED 1:	> 50,000h - L90 - B10 (Ta 25°C)
W source:	11	Lamp code:	LED
Luminous efficiency (lm/W, real value):	122.3	Number of lamps for optical assembly:	1
lm in emergency mode:	-	ZVEI Code:	LED
Total light flux at or above an angle of 90° [Lm]:	0	Number of optical assemblies:	1
Light Output Ratio (L.O.R.) [%]:	85	Control:	DALI-2
CRI (minimum):	80		

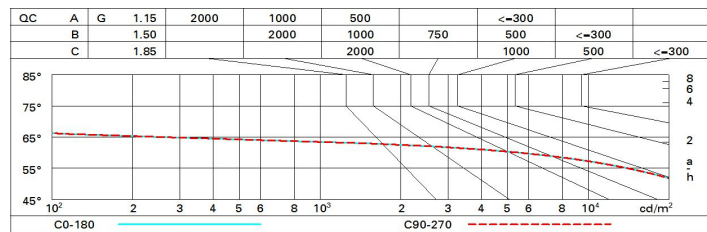
Polar

Imax=1427 cd		CIE		Lux			
90°	180°	nL 0.85	88-100-100-100-85	h	d	Em	E _{max}
		UGR 21.3-21.3	DIN A.61	1	1.3	1059	1427
		UTE 0.85A+0.00T	F*1=831	2	2.6	265	357
		F*1+F*2=998	F*1+F*2+F*3=1000	3	3.9	118	159
		CIBSE LG3 L<1500 cd/m² at 65°		4	5.2	66	89
α=66°							

Utilisation factors

R	77	75	73	71	55	53	33	00	DRR
K0.8	72	67	63	61	66	63	62	59	70
1.0	76	72	68	66	71	68	67	64	75
1.5	82	78	76	73	77	75	74	71	84
2.0	85	82	80	79	81	79	78	76	89
2.5	87	85	83	82	83	82	81	78	92
3.0	88	86	85	84	85	84	83	80	94
4.0	89	88	87	86	86	86	84	82	96
5.0	90	89	88	87	87	87	85	83	97

Luminance curve limit



UGR diagram

Corrected UGR values (at 1900 lm bare lamp luminous flux)											
Reflect.: ceiling walls work pl. Room dim x y		viewed crosswise					viewed endwise				
2H	2H	21.8	22.5	22.1	22.8	23.0	21.8	22.5	22.1	22.8	23.0
	3H	21.7	22.3	22.0	22.6	22.9	21.7	22.3	22.0	22.6	22.9
	4H	21.6	22.2	22.0	22.5	22.8	21.7	22.2	22.0	22.5	22.8
	6H	21.5	22.1	21.9	22.4	22.7	21.6	22.1	21.9	22.4	22.7
	8H	21.5	22.0	21.9	22.3	22.7	21.5	22.0	21.9	22.4	22.7
	12H	21.5	22.0	21.9	22.3	22.7	21.5	22.0	21.9	22.3	22.7
4H	2H	21.7	22.2	22.0	22.5	22.8	21.6	22.2	22.0	22.5	22.8
	3H	21.5	22.0	21.9	22.3	22.7	21.5	22.0	21.9	22.3	22.7
	4H	21.4	21.8	21.8	22.2	22.6	21.4	21.8	21.8	22.2	22.6
	6H	21.3	21.7	21.8	22.1	22.5	21.3	21.7	21.8	22.1	22.5
	8H	21.3	21.6	21.7	22.0	22.5	21.3	21.6	21.7	22.0	22.5
	12H	21.2	21.5	21.7	22.0	22.4	21.2	21.5	21.7	22.0	22.4
8H	4H	21.3	21.6	21.7	22.0	22.5	21.3	21.6	21.7	22.0	22.5
	6H	21.2	21.5	21.7	21.9	22.4	21.2	21.5	21.7	21.9	22.4
	8H	21.1	21.4	21.6	21.8	22.3	21.1	21.4	21.6	21.8	22.3
	12H	21.1	21.3	21.6	21.8	22.3	21.1	21.3	21.6	21.8	22.3
12H	4H	21.2	21.5	21.7	22.0	22.4	21.2	21.5	21.7	22.0	22.4
	6H	21.1	21.4	21.6	21.8	22.3	21.1	21.4	21.6	21.8	22.3
	8H	21.1	21.3	21.6	21.8	22.3	21.1	21.3	21.6	21.8	22.3
Variations with the observer position at spacing:											
S =		2.8 / -7.1					2.8 / -7.1				
		5.4 / -21.0					5.4 / -21.0				
		7.4 / -40.2					7.4 / -40.2				