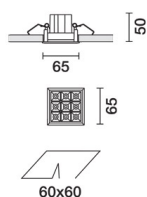



iGuzzini

Product configuration: Q782

Q782: Frame Square 9 cells - Wide Flood beam - Tunable White - LED



Q782: Frame Square 9 cells - Wide Flood beam - Tunable White - LED

Square 9 optic element recessed miniaturised luminaire. Using LED lamps with a high colour rendering index and a different colour temperature allows dynamic light modulation to be obtained. The variation is achieved by mixing an emission of 5 x 2700K LEDs and 4 x 5700K LEDs. Despite the disparity of lamps that use extreme channels - 2700K and 5700K - the intensity of the flux emitted remains the same. Moreover, even when products of different sizes are used, the colour temperature remains constant and uniform. Main body with die-cast aluminium radiant surface, version with perimeter surface frame. Metallised, thermoplastic, high definition Opti Beam reflectors, integrated in a set-back position in the anti-glare screen. The product is designed to be used together with code 6170 to obtain a solution suitable for small to medium systems that can be programmed with a DALI protocol via a simple and intuitive user touch-panel. Other management systems are also available with a separate code for larger systems that require the intervention of a specialised technician to programme them: the MH97 + MH93 + MI02 group offers a DALI / KNX programmable solution, and the MH97 + MH93 + M618 group allows the system management to be extended to remote devices like tablet and smartphones too.

Recessed with steel wire springs for false ceilings from 1 to 25 mm thick - preparation hole 60 x 60.

White (01) | Black / Black (43) | Black / White (47) | White/Gold (41)* | Grey / Black (74)* | White / burnished chrome (E7)*

0.41

* Colours on request

wall recessed|ceiling recessed

DAI control gear units included. Different management systems are available with a separate code. For technical details, properties and connection procedures see the instruction sheet.

Quick DALI Touch Slide TW [↗](#)

Complies with EN60598-1 and pertinent regulations



IP20



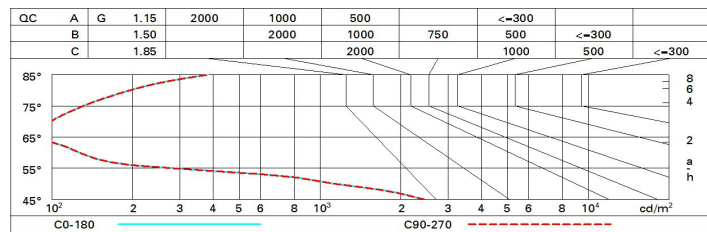
lm system:	1245	CRI (minimum):	90
W system:	19.7	Colour temperature [K]:	Tunable white 2700 - 5700
lm source:	1500	Life Time LED 1:	> 50,000h - L80 - B10 (Ta 25°C)
W source:	15	Lamp code:	LED
Luminous efficiency (lm/W, real value):	63.2	Number of lamps for optical assembly:	1
lm in emergency mode:	-	ZVEI Code:	LED
Total light flux at or above an angle of 90° [Lm]:	0	Number of optical assemblies:	1
Light Output Ratio (L.O.R.) [%]:	83	Control:	DALI-2
Beam angle [°]:	58°		

	Imax=1586 cd		CIE nL 0.83 100-100-100-100-83 UGR 15.9-15.9		Lux				
			DIN A.61		h	d	Em	Emax	
			UTE 0.83A+0.00T F*1=996 F*1+F*2=1000 F*1+F*2+F*3=1000		1	1.1	1262	1573	
			CIBSE LG3 L<1500 cd/m² at 65° UGR<16 L<1500 cd/mq @65°		2	2.2	315	393	
					3	3.4	140	175	
α=58°						4	4.5	79	98

Utilisation factors

R	77	75	73	71	55	53	33	00	DRR
K0.8	75	71	68	66	70	68	68	65	78
1.0	78	75	72	70	74	72	71	69	83
1.5	82	79	77	76	78	77	76	73	89
2.0	85	83	81	80	82	80	79	77	93
2.5	86	85	84	83	84	83	82	79	96
3.0	87	86	85	85	85	84	83	81	98
4.0	88	87	87	86	86	86	84	82	99
5.0	89	88	88	88	87	86	85	83	100

Luminance curve limit



UGR diagram

Corrected UGR values (at 1500 lm bare lamp luminous flux)											
Reflect.: ceiling walls work pl. Room dim x y		0.70	0.70	0.50	0.50	0.30	0.70	0.70	0.50	0.50	0.30
		0.50	0.30	0.50	0.30	0.30	0.50	0.30	0.50	0.30	0.30
		0.20	0.20	0.20	0.20	0.20	0.20	0.20	0.20	0.20	0.20
		viewed crosswise					viewed endwise				
2H	2H	16.5	17.1	16.8	17.4	17.6	16.5	17.1	16.8	17.4	17.6
	3H	16.4	16.9	16.7	17.2	17.5	16.4	16.9	16.7	17.2	17.5
	4H	16.3	16.8	16.7	17.1	17.4	16.3	16.8	16.7	17.1	17.4
	6H	16.2	16.7	16.6	17.0	17.3	16.2	16.7	16.6	17.0	17.3
	8H	16.2	16.6	16.6	17.0	17.3	16.2	16.6	16.6	17.0	17.3
	12H	16.2	16.6	16.5	16.9	17.3	16.2	16.6	16.5	16.9	17.3
4H	2H	16.3	16.8	16.7	17.1	17.4	16.3	16.8	16.7	17.1	17.4
	3H	16.2	16.6	16.5	16.9	17.3	16.2	16.6	16.5	16.9	17.3
	4H	16.1	16.4	16.5	16.8	17.2	16.1	16.4	16.5	16.8	17.2
	6H	16.0	16.3	16.4	16.7	17.1	16.0	16.3	16.4	16.7	17.1
	8H	15.9	16.2	16.4	16.7	17.1	15.9	16.2	16.4	16.7	17.1
	12H	15.9	16.2	16.4	16.6	17.1	15.9	16.2	16.4	16.6	17.1
8H	4H	15.9	16.2	16.4	16.7	17.1	15.9	16.2	16.4	16.7	17.1
	6H	15.9	16.1	16.3	16.5	17.0	15.9	16.1	16.3	16.5	17.0
	8H	15.8	16.0	16.3	16.5	17.0	15.8	16.0	16.3	16.5	17.0
	12H	15.7	15.9	16.2	16.4	16.9	15.7	15.9	16.2	16.4	16.9
12H	4H	15.9	16.2	16.4	16.6	17.1	15.9	16.2	16.4	16.6	17.1
	6H	15.8	16.0	16.3	16.5	17.0	15.8	16.0	16.3	16.5	17.0
	8H	15.7	15.9	16.2	16.4	16.9	15.7	15.9	16.2	16.4	16.9
Variations with the observer position at spacing:											
S =	1.0H	6.5 / -24.9					6.5 / -24.9				
	1.5H	9.4 / -25.0					9.4 / -25.0				
	2.0H	11.4 / -25.8					11.4 / -25.8				