


Last information update: April 2025

**Product configuration: PY85.S2**

PY85.S2: Luminaire L=880 - Organic Response - Very Wide Flood (Down) optic - UGR&lt;19 - 34.5W 4828.5lm - 3500K - CRI 90 - Black/White/White Transparent

**Product code**

PY85.S2: Luminaire L=880 - Organic Response - Very Wide Flood (Down) optic - UGR&lt;19 - 34.5W 4828.5lm - 3500K - CRI 90 - Black/White/White Transparent

**Technical description**

Luminaire made of painted extruded aluminium, frame and caps made of injection-moulded thermoplastic. Very Wide Flood optic (80°) in a Space Opti-Diamond (PMMA) version with a rear cover available in a White (Transparent White) or Black (Transparent Black) version. Integrated power supply and 3500K CRI90 direct emission monochrome LED lamp (Mid-Power). Version with UGR < 19 controlled luminance - in compliance with the standard for use in environments with video monitors ( $L \leq 3000 \text{ cd/m}^2$ ). Luminaire complete with Organic Response wireless multi-sensor and light and motion detector. Wirepas, Bluetooth, infrared communication and PIR technology. In base systems with a Plug&Play configuration, the luminaire operates in stand-alone mode (motion control) and communicates automatically with other nearby luminaires fitted with the same Organic Response sensor. For advanced functions, like daylight control and editing operating parameters, the Organic Response Express app available from App Store and Play Store can be used. Accessories like BLE buttons, dongles and gateways are available for system architectures connected to the Organic Response Portal that can be used to activate other sensor functions, like Analytics and Space Management. Wireless frequency 2.4 GHz / IR 38 kHz. Integrated beacon that can be activated via the Organic Response Portal (iBeacon protocol).

**Installation**

Mounted on mains voltage tracks.

Positioning height min 2.7 m / max 3.7 m. Distance between luminaires min 1.0 m / max 3.0 m.

For other height positioning values and distances between luminaires, contact iGuzzini or refer to the instruction sheets.

Typical motion sensor coverage diameter: 3 m (@ 2.7 m installation h), 58°

**Colour**

Black/White/White Transparent (S2)

**Weight (Kg)**

2.73

**Notes**

Specifications:

Default Plug&amp;Play values (that can be changed from the app Organic Response Express):

-Maximum light level with presence (max light): 100%

-Wait before shifting to low light level (dwell time): 10 min

-Low light level (low light): 10%

-Low light level time (low light time): 10 min

-Minimum light value after low level time (min light): 0% (OFF)

-Daylight control: disabled but can be activated using app

-Double time for sensor that has detected the last presence state (double dwell time): disabled

-Mesh RF sensor-sensor-gateway distance: Wirepas, maximum distance 8m (in a straight line with no obstacles).

-Sensor-smartphone-button connection: Bluetooth.

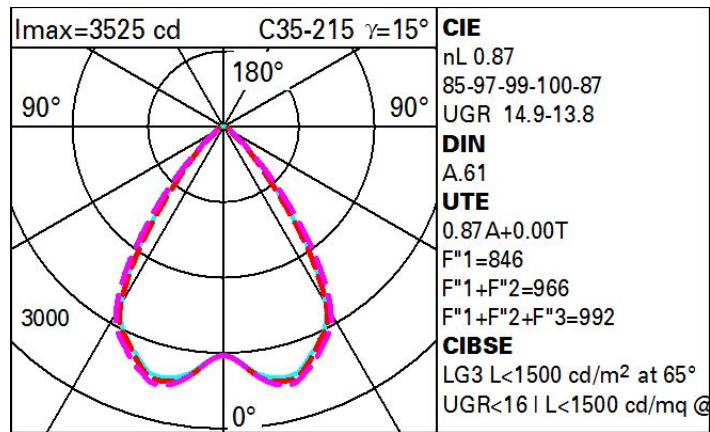
For advanced programming with the Organic Response portal, an IR dongle and gateway are required.

Complies with EN60598-1 and pertinent regulations

**Technical data**

Im system:	4829	MacAdam Step:	3
W system:	31	Lamp code:	LED
Im source:	5550	Number of lamps for optical assembly:	1
W source:	31	ZVEI Code:	LED
Luminous efficiency (Im/W, real value):	155.8	Number of optical assemblies:	1
Im in emergency mode:	-	Power factor:	See installation instructions
Total light flux at or above an angle of 90° [Lm]:	0	Inrush current:	10 A / - µs
Light Output Ratio (L.O.R.) [%]:	87	Maximum number of luminaires of this type per miniature circuit breaker:	B10A: 12 luminaires B16A: 20 luminaires C10A: 20 luminaires C16A: 34 luminaires
CRI (minimum):	90	Minimum dimming %:	1
Colour temperature [K]:	3500	Overvoltage protection:	2kV Common mode & 1kV Differential mode

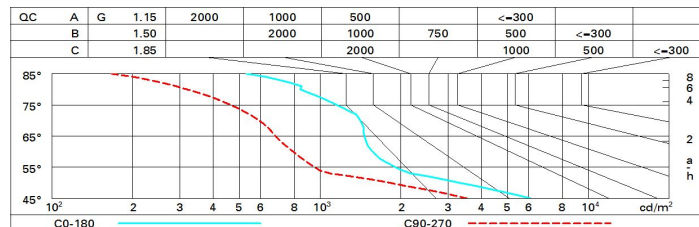
# Polar



# Utilisation factors

R	77	75	73	71	55	53	33	00	DRR
K0.8	72	67	63	60	66	62	62	58	67
1.0	77	72	68	65	71	67	67	63	73
1.5	82	79	75	73	77	75	74	70	81
2.0	86	83	80	78	82	79	78	75	87
2.5	88	85	84	82	84	82	81	78	90
3.0	89	87	86	84	86	85	83	81	93
4.0	91	89	88	87	88	87	85	83	95
5.0	91	90	89	88	89	88	86	84	96

# Luminance curve limit



# UGR diagram

Corrected UGR values (at 5550 lm bare lamp luminous flux)												
Reflect.: ceiling/cav walls work pl. Room dim x y		0.70	0.70	0.50	0.50	0.30	0.70	0.70	0.50	0.50	0.30	0.30
		0.50	0.30	0.50	0.30	0.30	0.50	0.30	0.50	0.30	0.30	0.30
		0.20	0.20	0.20	0.20	0.20	0.20	0.20	0.20	0.20	0.20	0.20
		viewed crosswise					viewed endwise					
2H	2H	14.8	15.6	15.1	15.8	16.0	13.9	14.6	14.2	14.9	15.1	
	3H	14.9	15.6	15.2	15.9	16.1	13.8	14.5	14.1	14.8	15.1	
	4H	14.9	15.6	15.3	15.9	16.2	13.8	14.4	14.1	14.7	15.0	
	6H	15.0	15.6	15.3	15.9	16.2	13.7	14.3	14.1	14.6	14.9	
	8H	15.0	15.5	15.3	15.9	16.2	13.7	14.2	14.0	14.6	14.9	
	12H	14.9	15.5	15.3	15.8	16.2	13.6	14.2	14.0	14.5	14.9	
4H	2H	14.6	15.3	15.0	15.6	15.9	13.9	14.6	14.3	14.9	15.2	
	3H	14.8	15.3	15.2	15.7	16.0	13.9	14.5	14.3	14.8	15.2	
	4H	14.9	15.4	15.3	15.7	16.1	13.9	14.4	14.3	14.7	15.1	
	6H	14.9	15.4	15.4	15.8	16.2	13.9	14.3	14.3	14.7	15.1	
	8H	14.9	15.3	15.4	15.7	16.2	13.8	14.2	14.3	14.6	15.1	
	12H	14.9	15.3	15.4	15.7	16.2	13.8	14.1	14.2	14.6	15.0	
8H	4H	14.8	15.2	15.2	15.6	16.0	13.9	14.3	14.3	14.7	15.1	
	6H	14.9	15.2	15.4	15.6	16.1	13.9	14.2	14.4	14.7	15.1	
	8H	14.9	15.2	15.4	15.6	16.1	13.9	14.2	14.4	14.6	15.1	
	12H	14.9	15.1	15.4	15.6	16.1	13.9	14.1	14.4	14.6	15.1	
12H	4H	14.8	15.1	15.2	15.5	16.0	13.9	14.2	14.3	14.7	15.1	
	6H	14.8	15.1	15.3	15.6	16.1	13.9	14.2	14.4	14.6	15.1	
	8H	14.9	15.1	15.4	15.6	16.1	13.9	14.1	14.4	14.6	15.1	
Variations with the observer position at spacing:												
S =		1.0H	2.7 / -3.8		3.0 / -4.4							
		1.5H	5.2 / -4.3		5.2 / -4.9							
		2.0H	7.1 / -4.9		7.1 / -5.2							