


Last information update: March 2025

Product configuration: PG58.G0

PG58.G0: Module for Superrail 48V track - DALI - Warm White - GL - L=1372 - - 20.2W 2754lm - 3000K - CRI 90 - White/White Transparent

**Product code**

PG58.G0: Module for Superrail 48V track - DALI - Warm White - GL - L=1372 - - 20.2W 2754lm - 3000K - CRI 90 - White/White Transparent

Technical description

Linear lighting product with Warm White CRI90 monochrome LED complete with adapter for installation on a Superrail 48V track. General Light (High Output) luminaire with Opti-Diamond Space optic available in a White Cover (Transparent white) or Black Cover (Transparent black) version. The adapter made of a thermoplastic material includes the DC/DC driver circuit with a DALI dimmable function. Integrated «power line» technology allows each light module on the track to be adjusted separately. Frameless version main body made of extruded aluminium. A rapid tool-free system for connecting the adapter electrically and mechanically to the track.

Installation

Mechanical fastening with adapter on a Superrail 48V track

Colour

White/White Transparent (G0)

Weight (Kg)

0.75

Mounting

Low voltage track

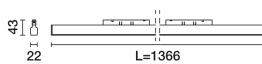
Wiring

Integrated DC/DC LED driver in adapter - direct connection on 48V track. Track power supply unit to be ordered separately.

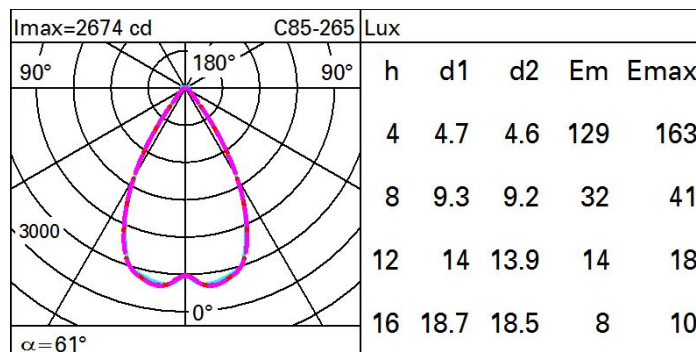
Complies with EN60598-1 and pertinent regulations



IP20

**Technical data**

Im system:	2754	Voltage [Vin]:	48
W system:	20.2	Lamp code:	LED
Im source:	3240	Number of lamps for optical assembly:	1
W source:	19	ZVEI Code:	LED
Luminous efficiency (Im/W, real value):	136.3	Number of optical assemblies:	1
Im in emergency mode:	-	LED current [mA]:	77
Total light flux at or above an angle of 90° [Lm]:	53	Power factor:	See installation instructions
Light Output Ratio (L.O.R.) [%]:	85	Minimum dimming %:	5
CRI (minimum):	90	Overvoltage protection:	2kV Common mode & 1kV Differential mode
Colour temperature [K]:	3000	Dimming mode:	CCR
MacAdam Step:	3	Control:	DALI
Life Time LED 1:	> 50,000h - L90 - B10 (Ta 25°C)		

Polar

Isolux

