

## Laser Blade XL

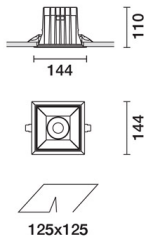

Design iGuzzini

iGuzzini

Last information update: April 2025

### Product configuration: P781.01

P781.01: Fixed recessed luminaire - Warm LED - DALI dimmable control gear - Flood - White



### Product code

P781.01: Fixed recessed luminaire - Warm LED - DALI dimmable control gear - Flood - White

### Technical description

Fixed optic, recessed luminaire for a Warm White LED lamp with a high color rendering index. Passive heat dissipation system. Lamp body with die-cast aluminium radiant surface, version with perimeter surface frame. Metallised, thermoplastic, high definition Opti Beam optic, integrated in a set-back position in the anti-glare screen. Glass cover for LED lamp. The structure of the optic system produces light emission with controlled luminance (UGR < 19) to guarantee high visual comfort. Supplied with a dimmable DALI ballast connected to the luminaire.

### Installation

Recessed with steel wire springs for false ceilings from 1 to 25 mm thick - preparation hole 125 x 125. Installation possible in a horizontal position.

### Weight (Kg)

0.86

### Mounting

ceiling recessed

### Wiring

Quick-coupling connections on the ballast unit terminal block - Digital electronic cabling that allows dimming to be performed with DALI protocol or pushbutton systems (TOUCH DIM)

### Notes

The product has a white finish (01) that maintains its UGR < 19 performance unaltered even when luminance values vary slightly.

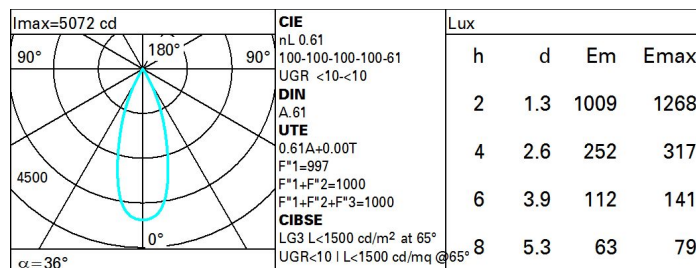
Complies with EN60598-1 and pertinent regulations



### Technical data

Im system:	1979	CRI (minimum):	90
W system:	32.1	Colour temperature [K]:	2700
Im source:	3250	MacAdam Step:	2
W source:	28	Life Time LED 1:	> 50,000h - L90 - B10 (Ta 25°C)
Luminous efficiency (Im/W, real value):	61.6	Lamp code:	LED
Im in emergency mode:	-	Number of lamps for optical assembly:	1
Total light flux at or above an angle of 90° [Lm]:	0	ZVEI Code:	LED
Light Output Ratio (L.O.R.) [%]:	61	Number of optical assemblies:	1
Beam angle [°]:	36°	Control:	DALI

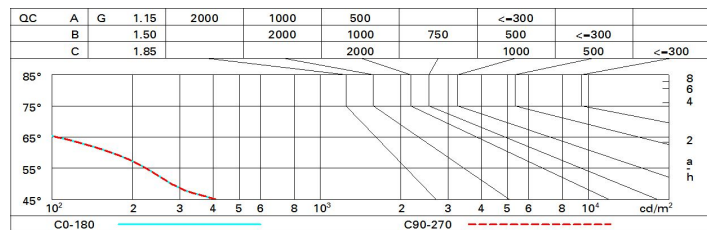
### Polar



# Utilisation factors

R	77	75	73	71	55	53	33	00	DRR
K0.8	55	52	50	49	52	50	50	48	78
1.0	57	55	53	52	54	53	52	50	83
1.5	60	58	57	56	58	56	56	54	89
2.0	62	61	60	59	60	59	58	57	93
2.5	63	62	61	61	61	61	60	58	96
3.0	64	63	63	62	62	62	61	60	98
4.0	65	64	64	63	63	63	62	60	99
5.0	65	65	64	64	64	63	62	61	100

# Luminance curve limit



# UGR diagram

Corrected UGR values (at 3250 lm bare lamp luminous flux)											
Reflect.: ceiling/cav walls work pl. Room dim x y		viewed crosswise					viewed endwise				
2H	2H	4.2	4.8	4.5	5.0	5.3	4.2	4.8	4.5	5.0	5.3
	3H	4.1	4.6	4.4	4.9	5.2	4.1	4.6	4.4	4.9	5.2
	4H	4.0	4.5	4.4	4.8	5.1	4.0	4.5	4.4	4.8	5.1
	6H	4.0	4.4	4.3	4.7	5.0	4.0	4.4	4.3	4.7	5.0
	8H	3.9	4.3	4.3	4.7	5.0	3.9	4.3	4.3	4.7	5.0
	12H	3.9	4.3	4.3	4.6	5.0	3.9	4.3	4.3	4.6	5.0
4H	2H	4.0	4.5	4.4	4.8	5.1	4.0	4.5	4.4	4.8	5.1
	3H	3.9	4.3	4.3	4.6	5.0	3.9	4.3	4.3	4.6	5.0
	4H	3.8	4.2	4.2	4.5	4.9	3.8	4.2	4.2	4.5	4.9
	6H	3.7	4.0	4.1	4.4	4.8	3.7	4.0	4.1	4.4	4.8
	8H	3.7	4.0	4.1	4.4	4.8	3.7	4.0	4.1	4.4	4.8
	12H	3.6	3.9	4.1	4.3	4.8	3.6	3.9	4.1	4.3	4.8
8H	4H	3.7	4.0	4.1	4.4	4.8	3.7	4.0	4.1	4.4	4.8
	6H	3.6	3.8	4.0	4.3	4.7	3.6	3.8	4.1	4.3	4.7
	8H	3.5	3.7	4.0	4.2	4.7	3.5	3.7	4.0	4.2	4.7
	12H	3.5	3.7	4.0	4.1	4.7	3.5	3.7	4.0	4.1	4.7
12H	4H	3.6	3.9	4.1	4.3	4.8	3.6	3.9	4.1	4.3	4.8
	6H	3.5	3.7	4.0	4.2	4.7	3.5	3.7	4.0	4.2	4.7
	8H	3.5	3.7	4.0	4.1	4.7	3.5	3.7	4.0	4.1	4.7
Variations with the observer position at spacing:											
S =	1.0H	6.6 / -14.0					6.6 / -14.0				
	1.5H	9.4 / -15.3					9.4 / -15.3				
	2.0H	11.4 / -16.7					11.4 / -16.7				