


Last information update: November 2024

**Product configuration: P304.43**

P304.43: Fixed round mini-recessed luminaire - LED - spot - Black / Black

**Product code**

P304.43: Fixed round mini-recessed luminaire - LED - spot - Black / Black

**Technical description**

Fixed round mini-recessed luminaire with contact frame. The LED is set back to minimize direct glare. The recessed body is made of machined aluminium and the inside of the ring of thermoplastic available in a range of painted and metallised finishes. PMMA - spot (16°) high resolution optic lens. High color rendering index 2700K LED. Tool free assembly. Power unit available with a separate code no.

**Installation**

Recessed in a false ceiling by means of a steel wire spring - minimum thickness of false ceiling: 1 mm - preparation hole Ø 17 mm.

**Colour**

Black / Black (43)

**Weight (Kg)**

0.03

**Mounting**

wall recessed|ceiling recessed

**Wiring**

Direct current ballasts are available with a separate code no.: ON-OFF / 1-10V dimmable / DALI dimmable / Trailing Edge dimmable

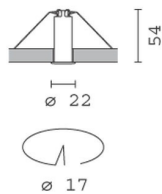
Complies with EN60598-1 and pertinent regulations



IP20

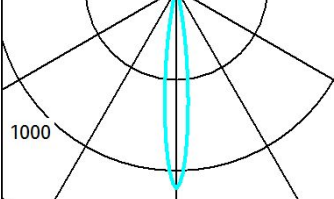
IP43

On the visible part of the product once installed

**Technical data**

|  |     |                                       |                                 |
|--|-----|---------------------------------------|---------------------------------|
| lm system:   | 74  | CRI (minimum):                        | 90                              |
| W system:  | 1.4 | Colour temperature [K]:               | 2700                            |
| lm source:   | 140 | MacAdam Step:                         | 2                               |
| W source:  | 1.4 | Life Time LED 1:                      | > 50,000h - L90 - B10 (Ta 25°C) |
| Luminous efficiency (lm/W, real value):            | 53  | Lamp code:                            | LED                             |
| lm in emergency mode:                              | -   | Number of lamps for optical assembly: | 1                               |
| Total light flux at or above an angle of 90° [Lm]: | 0   | ZVEI Code:                            | LED                             |
| Light Output Ratio (L.O.R.) [%]:                   | 53  | Number of optical assemblies:         | 1                               |
| Beam angle [°]:                                    | 14° | LED current [mA]:                     | 500                             |

**Polar**

| Imax=1098 cd  |      | Lux |   |     |     |      |
|---|------|-----|---|-----|-----|------|
| 90°   | 180° | 90° | h | d   | Em  | Emax |
|  |      |     | 1 | 0.2 | 828 | 1098 |
|   |      |     | 2 | 0.5 | 207 | 274  |
|   |      |     | 3 | 0.7 | 92  | 122  |
|   |      |     | 4 | 0.9 | 52  | 69   |
| alpha = 13°   |      |     |   |     |     |      |

Utilisation factors

| R    | 77 | 75 | 73 | 71 | 55 | 53 | 33 | 00 | DRR |
|------|----|----|----|----|----|----|----|----|-----|
| K0.8 | 48 | 45 | 44 | 42 | 45 | 43 | 43 | 42 | 78  |
| 1.0  | 50 | 48 | 46 | 45 | 47 | 46 | 46 | 44 | 83  |
| 1.5  | 52 | 51 | 49 | 48 | 50 | 49 | 48 | 47 | 89  |
| 2.0  | 54 | 53 | 52 | 51 | 52 | 51 | 51 | 49 | 93  |
| 2.5  | 55 | 54 | 53 | 53 | 53 | 53 | 52 | 51 | 96  |
| 3.0  | 56 | 55 | 55 | 54 | 54 | 54 | 53 | 52 | 98  |
| 4.0  | 56 | 56 | 56 | 55 | 55 | 55 | 54 | 53 | 99  |
| 5.0  | 57 | 56 | 56 | 56 | 55 | 55 | 54 | 53 | 100 |

Luminance curve limit

