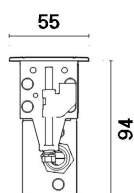



Ultimo aggiornamento delle informazioni: Dicembre 2024

Configurazione di prodotto: BT55

BT55: Mini Linear Recessed Luminaire - LEDs - 48V dc DMX512-RDM - L=1550mm - Wall Wall Grazing

**Codice prodotto**

BT55: Mini Linear Recessed Luminaire - LEDs - 48V dc DMX512-RDM - L=1550mm - Wall Wall Grazing

Descrizione tecnica

Direct light luminaire, designed to use WRGBW LED lamps (White, Red, Green, Blue, White), 48V dc with DMX512-RDM control and a Wall Grazing optic. Ground-, wall- and ceiling-recessed. Consists of a body, a lower box for the DMX driver and an outer casing for installation to be ordered separately. Extruded aluminium body and box, with die-cast aluminium end caps complete with silicone seals. The painting process includes a multi-step, pre-treatment process, in which the main phases are degreasing, fluorozirconation (a protective surface film) and sealing (with a nano-structured silane layer). The following painting stage consists of a primer and a liquid acrylic paint, cured at 150°C, with a high level of weather and UV ray resistance. The top of the optical assembly is closed by a 8mm thick transparent glass screen, fixed with silicone. Complete with multi-LED plate with individual LEDs in White, Red, Green and Blue, White (WRGBW), a lower box with a DMX512-RDM 48V dc electronic driver (ballast to be ordered separately). The lower box has two PG13.5 nickel-plated brass cable glands and outgoing cables for pass-through wiring. Fitted with a PMMA diffusing filter and optics with plastic (methacrylate) lens for Wall Grazing lighting. To fix the optical assembly to the outer casing or false ceiling the product has a quick coupling system using an Allen key. Outer casing for installation made of aluminium with technopolymer covers, to be ordered separately. All external screws used are made of A2 stainless steel. The luminaire technical characteristics conform to EN 60598-1 standards and particular requirements.

Colore

Grigio (15)

Montaggio

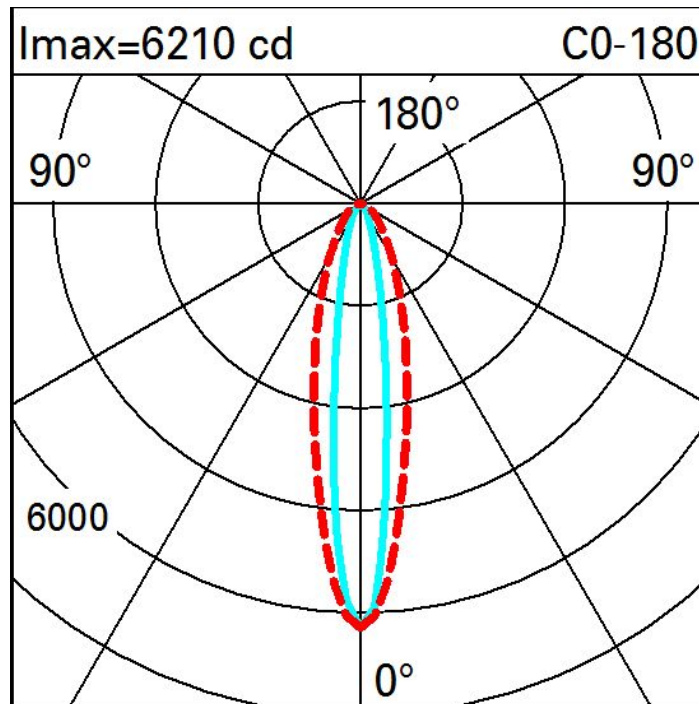
incasso a parete|incasso a soffitto|incasso a terra

Soddisfa EN60598-1 e relative note

**Dati tecnici**

Im di sistema:	1548	Life Time LED 2:	50,000h - L80 - B20 (Ta 40°C)
W di sistema:	38.9	Voltaggio [Vin]:	48
Im di sorgente:	2820	Codice lampada:	LED
W di sorgente:	37	Numero di lampade per vano ottico:	1
Efficienza luminosa (lm/W, dati di sistema):	39.8	Codice ZVEI:	LED
Im in modalità emergenza:	-	Numero di vani ottici:	1
Flusso totale emesso a 90° o superiore [Lm]:	0	Intervallo temperatura ambiente operativa:	da -30°C a 50°C.
Light Output Ratio (L.O.R.) [%]:	55	Power factor:	Vedi istruzioni di installazione
Temperatura colore [K]:	WRGBW	Control:	DMX-RDM
Life Time LED 1:	50,000h - L80 - B10 (Ta 25°C)		

Polare



Illuminanti

Lux													Wall distance = 1m	
3														
	0.3	0.6	1	3	7	10	8	4	2	0.7	0.4			
2	1	3	6	10	17	22	19	12	6	3	2			
	2	4	8	14	24	30	25	16	9	5	3			
1	3	5	8	15	24	30	25	16	9	6	3			
	3	5	9	14	21	26	21	15	10	6	4			
0														
	m	-2	-1	0	1	2	3							