

2.516.799.02
ISK00006/03

ISTRUZIONI PER GLI ACCESSORI DELLE SERIE "MAXY WOODY COMPACT"
INSTRUCTIONS FOR THE ACCESSORIES IN THE "MAXY WOODY COMPACT" RANGES
INSTRUCTIONS POUR LES ACCESSOIRES DES SERIES "MAXY WOODY COMPACT"
GEBRAUCHSHINWEISE FÜR DAS ZUBEHÖR DER SERIEN "MAXY WOODY COMPACT"
INSTRUCTIES VOOR DE ACCESSOIRES VAN DE SERIE "MAXY WOODY COMPACT"
INSTRUCCIONES PARA LOS ACCESORIOS DE LAS SERIES "MAXY WOODY COMPACT"
ANVISNINGER TIL TILBEHØR TIL SERIERNE "MAXY WOODY COMPACT"
INSTRUKSJONER FOR TILBEHØR I SERIENE "MAXY WOODY COMPACT"
ANVISNINGAR FÖR TILLBEHÖR FÖR SERIEN "MAXY WOODY COMPACT"
ИНСТРУКЦИИ ДЛЯ АКСЕССУАРОВ СЕРИЙ «MAXY WOODY COMPACT»
"MAXIWOODY COMPACT" 系列附件的安装说明书

ATTENZIONE:

LA SICUREZZA DELL'APPARECCHIO E' GARANTITA SOLO CON L'USO APPROPRIATO DELLE SEGUENTI ISTRUZIONI: PERTANTO E' NECESSARIO CONSERVARLE.

WARNING:

WARNING:
THE SAFETY OF THIS FIXTURE IS GUARANTEED ONLY IF YOU COMPLY WITH
THESE INSTRUCTIONS: REMEMBER TO CONSERVE IN A SAFE PLACE.

ATTENTION:

ATTENTION:
LA SECURITE DE L'APPAREIL N'EST GARANTIE QU'EN CAS D'UTILISATION CORRECTE DES INSTRUCTIONS SUIVANTES: IL FAUT PAR CONSEQUENT LES CONSERVER.

ACHTUNG:

ACHTUNG.
DIE SICHERHEIT DES GERÄTES WIRD NUR DURCH SACHGEMÄSSE BEFOLGUNG NACHSTEHENDER ANWEISUNGEN GEWÄHRLEISTET; IHRE AUFBEWAHRUNG IST DESHALB SEHR WICHTIG.

OPGELET:

DE VEILIGHEID VAN DI ATOESTEL IS SLECHTS DAN GEGARANDEERD ALS INDIEN DE VOLGENDE INSTRUCTIES STRIKT WORDEN TOEGEPAST: DAAROM MOET MEN ZE OOK BEWAREN.

ATENCIÓN:

ATENCIÓN:
LA SEGURIDAD DEL APARATO SE GARANTIZA SOLO CUMPLIENDO CUIDADOSAMENTE LAS SIGUIENTES INSTRUCCIONES; POR ELLO, ES NECESARIO CONSERVARLAS.

BEMÆRK:

SIKKERHEDEN VED BRUG AF ARMATURET KAN KUN GARANTERES, HVIS DISSE ANVINDNINGER FØLGES: SØRG DERFOR FOR AT GEMME DEM.

ADVARSEL:

SIKKERHETEN TIL DETTE APPARATET GARANTERES KUN HVIS DU OVERHOLDER DISSE INSTRUKSJONENE; HUSK Å OPPBEVARE DEM PÅ ET TRYGT STED.

OBSERVERA!







































































































UTRUSTNINGENS SÄKERHET KAN ENDAST GARANTERAS OM DESSA ANVISNINGAR RESPEKTERAS I DETALJ. SPARA DÄRFÖR DESSA ANVISNINGAR FÖR FRAMTIDA KONSULTATION.












ВНИМАНИЕ:

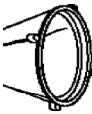


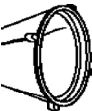





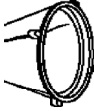


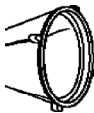


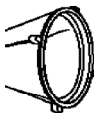


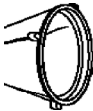




МЫ ГАРАНТИРУЕМ БЕЗОПАСНУЮ ЭКСПЛУАТАЦИЮ ИЗДЕЛИЯ ТОЛЬКО ПРИ СОБЛЮЖДЕНИИ СЛЕДУЮЩИХ ИНСТРУКЦИЙ; С ЭТОЙ ЦЕЛЬЮ НЕОБХОДИМО СОХРАНИТЬ ДАННУЮ БРОШЮРУ.

警告

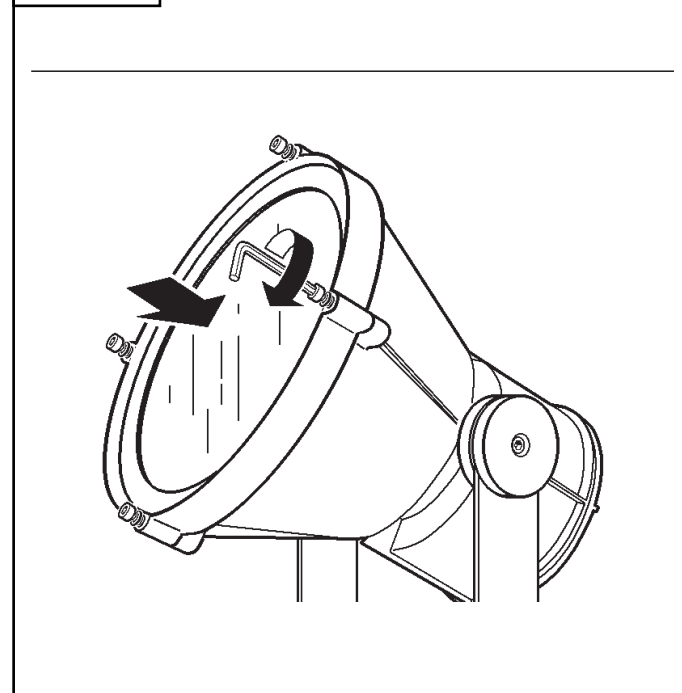
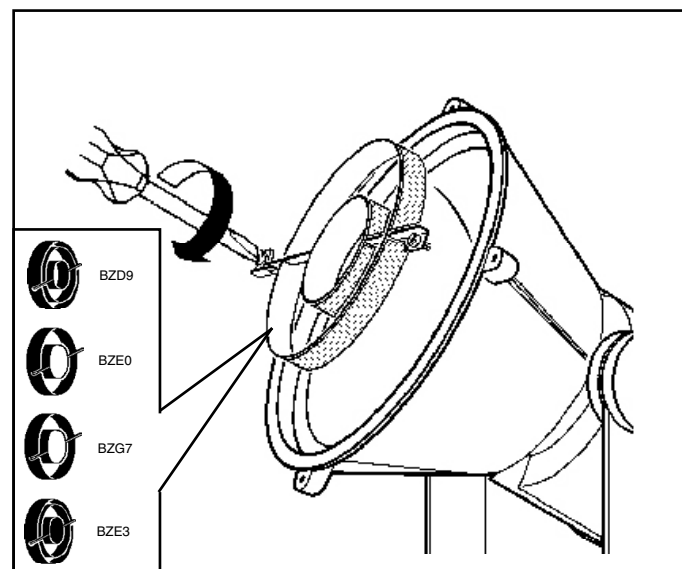
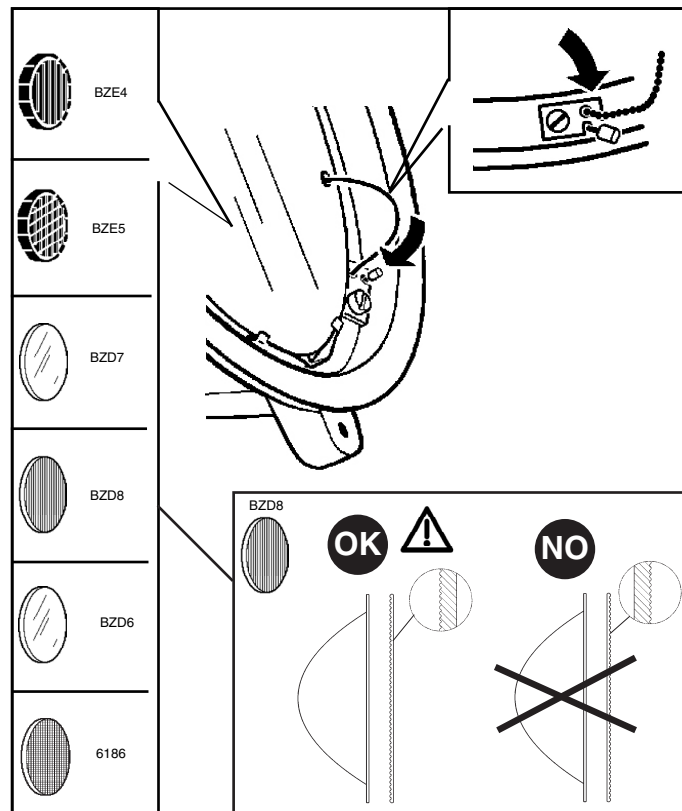
为确保该装置安全，请遵守操作指示：并于安全场所放置。

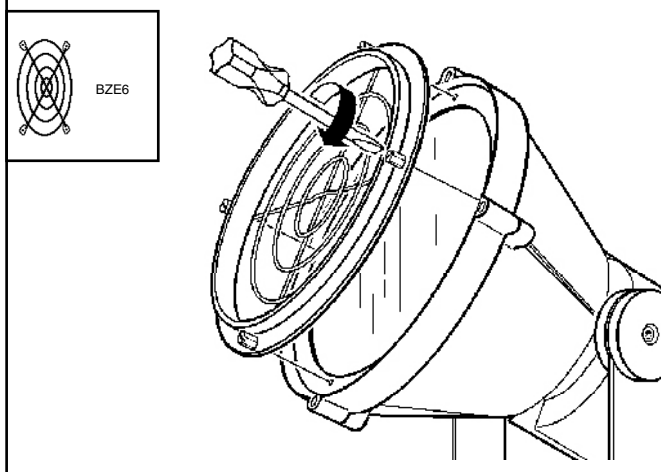
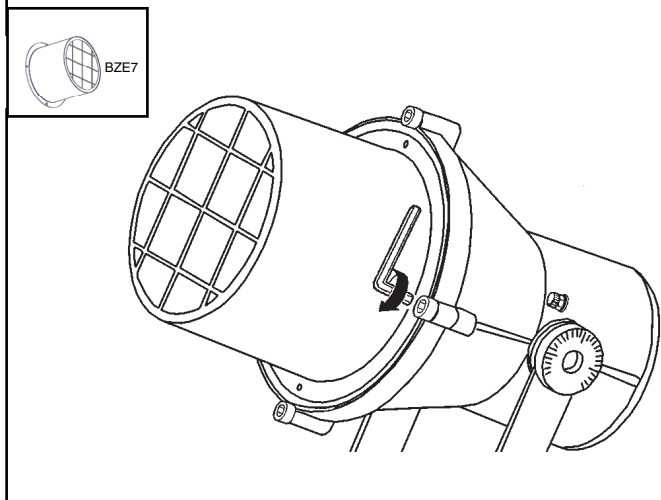
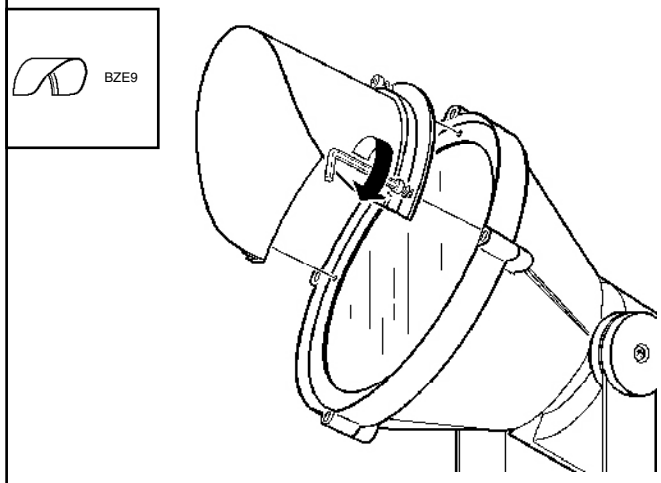
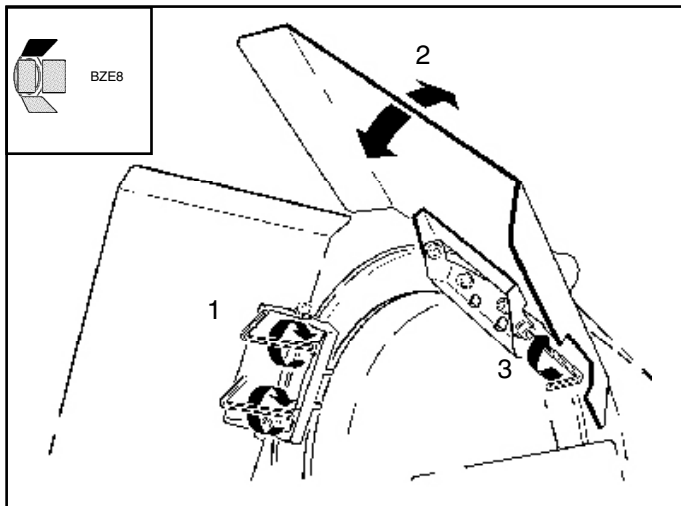
ART.	Filtro - Filter-Filtre Filter - Filter - Filtro Filtro-Filter- Filtro Фильтр 濾片 art.												
													
	BZD6	BZD7	BZD8 FSM3	BZE6	BZE7	BZE9	BZE8	BZD9	BZE0	BZG7	BZE3	BZE4	BZE5
6136													
6137													
6138													
6139													
6140													
6141													
6142													
6143	14W ONLY	14W	14W										
6144	26W ONLY	ONLY 26W	ONLY 26W										
6145		ONLY	ONLY										
6146													
6147													
6148													
6149													
6150													
6151													

ART.	Filtro - Filter-Filtre Filter - Filter - Filtro Filtro-Filter- Fil- Фильтр 濾片 art.										
											
	BZD6	BZD7	BZD8	6186	6187	6188	6189	BZE6	BZE7	BZE8	BZE9
BU88	✓	✓	✓	✓		✓	✓	✓	✓	✓	✓
BU89	✓	✓	✓	✓		✓	✓	✓	✓	✓	✓
BU90	✓	✓	✓	✓	✓		✓	✓		✓	✓
BU91	✓	✓	✓	✓	✓		✓			✓	✓
BU92	✓	✓	✓	✓	✓	✓		✓			✓
BU93	✓		✓	✓	✓	✓		✓		✓	✓
BU94	✓	✓	✓	✓		✓	✓	✓	✓	✓	✓
BU95	✓	✓	✓	✓		✓	✓	✓	✓	✓	✓
BU96	✓	✓	✓	✓	✓		✓	✓		✓	✓
BU97	✓	✓	✓	✓	✓		✓	✓		✓	✓
BU98	✓	✓	✓	✓		✓		✓		✓	✓
BU99	✓	✓	✓	✓	✓	✓		✓		✓	✓

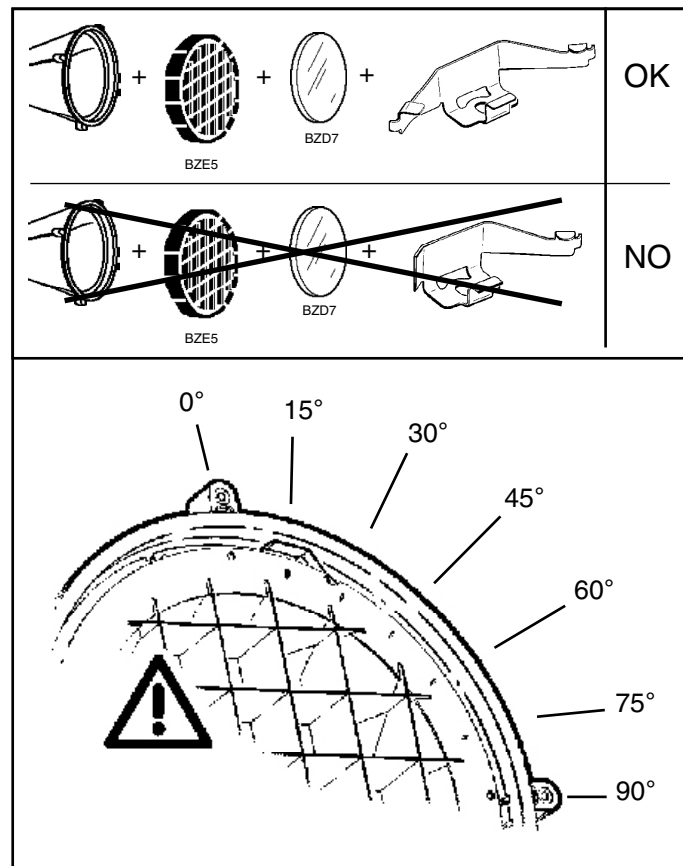
	+		+		OK
		BZD7		BZD6 BZD8 FSM3 6186	
	+		+		OK
		BZE6		BZE9	
	+		+		OK
		BZD9		BZD7 BZD8	
	+		+		OK
		BZE0		BZD7 BZD8	
	+		+		OK
		BZG7		BZD7 BZD8	
	+		+		OK
		BZE4		BZD7 BZD8	
	+		+		OK
		BZE5		BZD7 BZD8	
ART. BU88 - BU89 BU94 - BU95	+		+		OK
		6186		BZE7	

- I Le molle di sostegno per i filtri hanno due sedi ad altezze differenti. Questo permette di installare contemporaneamente filtri colorati e diffusori.
- GB The springs supporting the filters have two housings and different heights. This makes it possible to install coloured filters and diffusers at the same time.
- F Les ressorts support de filtres ont deux logements situés à des hauteurs différentes. Ceci permet d'installer à la fois des filtres colorés et des diffuseurs.
- D Die Filterhaltefedern befinden sich an zweierlei Stellen in unterschiedlicher Höhe. So lassen sich gleichzeitig Farbfilter und Diffusoren einsetzen.
- NL De veren ter ondersteuning van de filters hebben twee behuizingen op verschillende hoogten. Dit biedt de mogelijkheid tegelijkertijd gekleurde filters en lichtschermen te installeren.
- E Los muelles de soporte para los filtros tiene dos alojamientos a una altura diferente. Esto permite la instalación simultánea de filtros cromáticos y difusores.
- DK Fjedrene til montering af filtrene har to sæder med forskellig højde. Det gør det muligt at installere farvefilter og lysspredere samtidig.
- N Fjærene som støtter filtrene har to rammer og ulike høyder. Dette gjør det mulig å installere fargede filtre og diffusere samtidig.
- S Filtrens stödfjädrar har två säten för olika höjder. Detta medger att installera färgade filter och ljusspridare samtidigt.
- RUS В опорных пружинах фильтров имеются два гнезда, расположенные на разной высоте. Это позволяет одновременно установить цветные фильтры и диффузоры.
- CN 支撑滤光器的弹簧有两个高度不同的机架，因此可以同时安装彩色滤光器和散射器。





INSTALLAZIONE E REGOLAZIONE DELLO SCHERMO FRANGILUCE
 LOUVER SCREEN INSTALLATION AND ADJUSTMENT
 INSTALLATION ET RÉGLAGE DE LA GRILLE DE DÉFILEMENT
 INSTALLATION UND EINSTELLUNG DES BLENDSCHUTZSCHIRMS
 INSTALLATIE EN AFSTELLING VAN HET LAMELLENSCHERM
 INSTALACIÓN Y REGULACIÓN DE LA PANTALLA ANTIDESLUMBRANTE.
 INSTALLATION OG REGULERING AF LYSSPREDESKJERMEN
 INSTALLASJON OG JUSTERING AV LYSDELESKJERMEN
 INSTALLATION OCH REGLERING AV LJUSSKÄRMEN
 МОНТАЖ И РЕГУЛЯЦИЯ ЭКРАНА ДИФФУЗОРА
 百叶屏安装和调整



2.519.544.00
IS08195/00



NON TOCCARE
DO NOT TOUCH
NE PAS TOUCHER
NICHT BERÜHREN
NIET AANRAKEN
NO TOCAR
MÅ IKKE BERØRES
MÅ IKKE BERØRES
VIDRÖR INTE
HE KACATЬCЯ
切勿触摸

LED



iGuzzini

2.519.544.00
IS08195/00



NON TOCCARE
DO NOT TOUCH
NE PAS TOUCHER
NICHT BERÜHREN
NIET AANRAKEN
NO TOCAR
MÅ IKKE BERØRES
MÅ IKKE BERØRES
VIDRÖR INTE
HE KACATЬCЯ
切勿触摸

LED



iGuzzini

2.519.544.00
IS08195/00



NON TOCCARE
DO NOT TOUCH
NE PAS TOUCHER
NICHT BERÜHREN
NIET AANRAKEN
NO TOCAR
MÅ IKKE BERØRES
MÅ IKKE BERØRES
VIDRÖR INTE
HE KACATЬCЯ
切勿触摸

LED



iGuzzini

2.519.544.00
IS08195/00



NON TOCCARE
DO NOT TOUCH
NE PAS TOUCHER
NICHT BERÜHREN
NIET AANRAKEN
NO TOCAR
MÅ IKKE BERØRES
MÅ IKKE BERØRES
VIDRÖR INTE
HE KACATЬCЯ
切勿触摸

LED



iGuzzini

2.519.544.00
IS08195/00



NON TOCCARE
DO NOT TOUCH
NE PAS TOUCHER
NICHT BERÜHREN
NIET AANRAKEN
NO TOCAR
MÅ IKKE BERØRES
MÅ IKKE BERØRES
VIDRÖR INTE
HE KACATЬCЯ
切勿触摸

LED



iGuzzini

2.519.544.00
IS08195/00



NON TOCCARE
DO NOT TOUCH
NE PAS TOUCHER
NICHT BERÜHREN
NIET AANRAKEN
NO TOCAR
MÅ IKKE BERØRES
MÅ IKKE BERØRES
VIDRÖR INTE
HE KACATЬCЯ
切勿触摸

LED



iGuzzini

2.519.544.00
IS08195/00



NON TOCCARE
DO NOT TOUCH
NE PAS TOUCHER
NICHT BERÜHREN
NIET AANRAKEN
NO TOCAR
MÅ IKKE BERØRES
MÅ IKKE BERØRES
VIDRÖR INTE
HE KACATЬCЯ
切勿触摸

LED



iGuzzini

2.519.544.00
IS08195/00



NON TOCCARE
DO NOT TOUCH
NE PAS TOUCHER
NICHT BERÜHREN
NIET AANRAKEN
NO TOCAR
MÅ IKKE BERØRES
MÅ IKKE BERØRES
VIDRÖR INTE
HE KACATЬCЯ
切勿触摸

LED



iGuzzini